

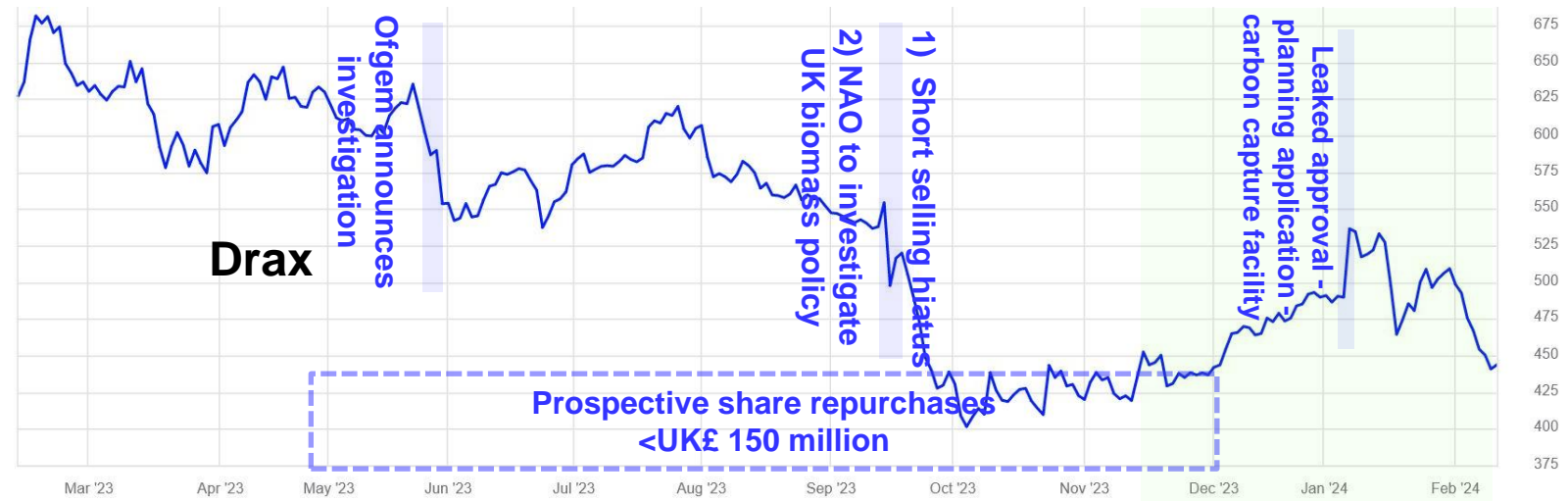
Last year

(to 12 February 2024)

Share price currency

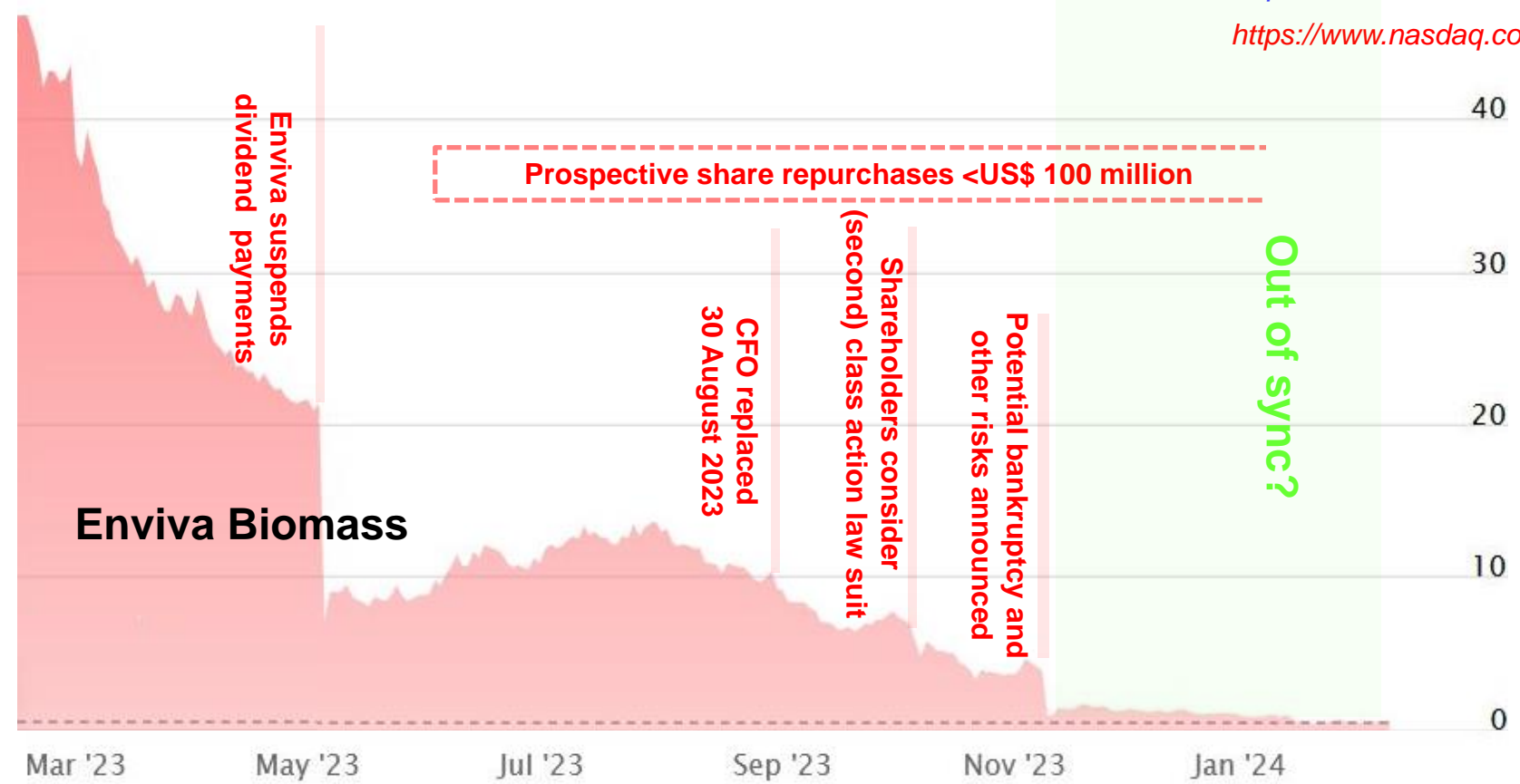
Drax – UK£

Enviva – US\$



<https://www.londonstockexchange.com/stock/DRX/drax-group-plc/company-page>

<https://www.nasdaq.com/market-activity/stocks/eva>



Last five years

(to 12 February 2024)

Share price currency

Drax – UK£

Enviva – US\$

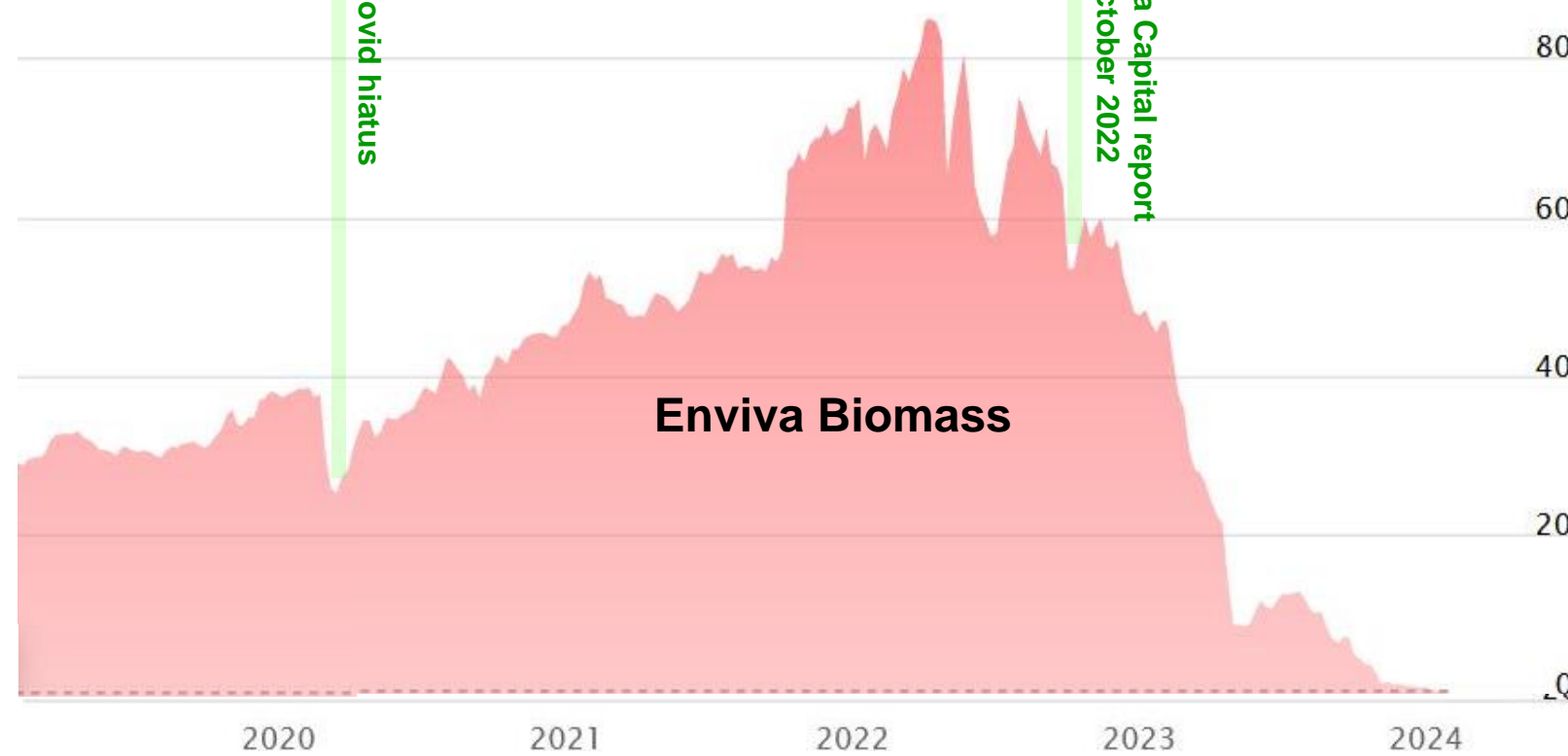
Note:

Very similar pattern up to Q2 2023



<https://www.londonstockexchange.com/stock/DRX/drax-group-plc/company-page>

<https://www.nasdaq.com/market-activity/stocks/eva>



Covid hiatus

Blue Orca Capital report
21 October 2022

Institutional shareholders of Enviva Biomass

<https://www.nasdaq.com/market-activity/stocks/eva/institutional-holdings>

Holders of largest 15 shareholdings	Date of most recent record	Holding as at date of record	Change in holding since previous record date	Change in holding (%)	Value of holding (US\$ '000)	Holding as % of institutional holdings
 RIVERSTONE HOLDINGS LLC 	12/31/2023	32,416,420	0	0%	\$17,019	51%
 INCLUSIVE CAPITAL PARTNERS, L.P. 	9/30/2023	7,598,710	0	0%	\$3,989	12%
 VANGUARD GROUP INC 	9/30/2023	3,136,979	-76,029	-2.37%	\$1,647	5%
 BLACKROCK INC. 	9/30/2023	2,453,684	-139,283	-5.37%	\$1,288	4%
 MORGAN STANLEY 	9/30/2023	1,962,576	274,972	16.29%	\$1,030	3%
 COVALIS CAPITAL LLP 	9/30/2023	1,532,981	2,481	0.16%	\$805	2%
 AMERICAN CENTURY COMPANIES INC 	9/30/2023	1,373,986	754,750	121.88%	\$721	2%
 MILLENNIUM MANAGEMENT LLC 	9/30/2023	1,303,389	-134,989	-9.39%	\$684	2%
 KEYFRAME CAPITAL PARTNERS, L.P. 	9/30/2023	1,275,700	225,700	21.50%	\$670	2%
 AROSA CAPITAL MANAGEMENT LP 	9/30/2023	717,709	-1,695,074	-70.25%	\$377	1%
 COVALIS (GIBRALTAR) LTD 	9/30/2023	667,381	16,793	2.58%	\$350	1%
 GEODE CAPITAL MANAGEMENT, LLC 	9/30/2023	667,001	19,236	2.97%	\$350	1%
 STATE STREET CORP 	9/30/2023	662,954	0	0%	\$348	1%
 BTG PACTUAL GLOBAL ASSET MANAGEMENT LTD 	9/30/2023	588,330	-174,980	-22.92%	\$309	1%
 GAGNON SECURITIES LLC 	9/30/2023	488,135	154,215	46.18%	\$256	1%
						89%

Shareholders of Drax Group

<https://www.drax.com/investors/shareholder-information/shareholders/>

Holder	Date last notified	Number of voting rights	Holding (%)
Bank of America Corporation	15-Jan-24	48,053,307	12%
Invesco Limited	22-Oct-20	38,578,024	9%
Schroders plc	29-Jun-21	38,401,571	9%
Orbis Holdings Limited	15-Jul-22	19,744,793	4%

EVA / Enviva Inc.

Institutional Ownership

Source: Fintel.io

