

July 2024

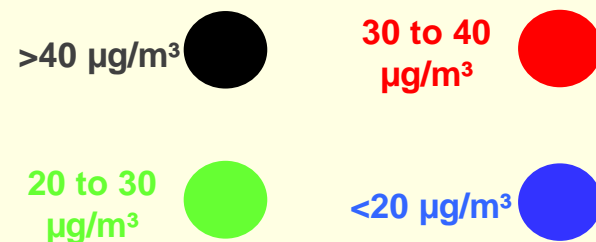
## Air quality (NO<sub>2</sub>) in St John's Wood

unit of measure of amount shown in discs:  $\mu\text{g}/\text{m}^3$

Legal limit: 40  $\mu\text{g}/\text{m}^3$  (annual average)

WHO limit: 10  $\mu\text{g}/\text{m}^3$  (annual average)

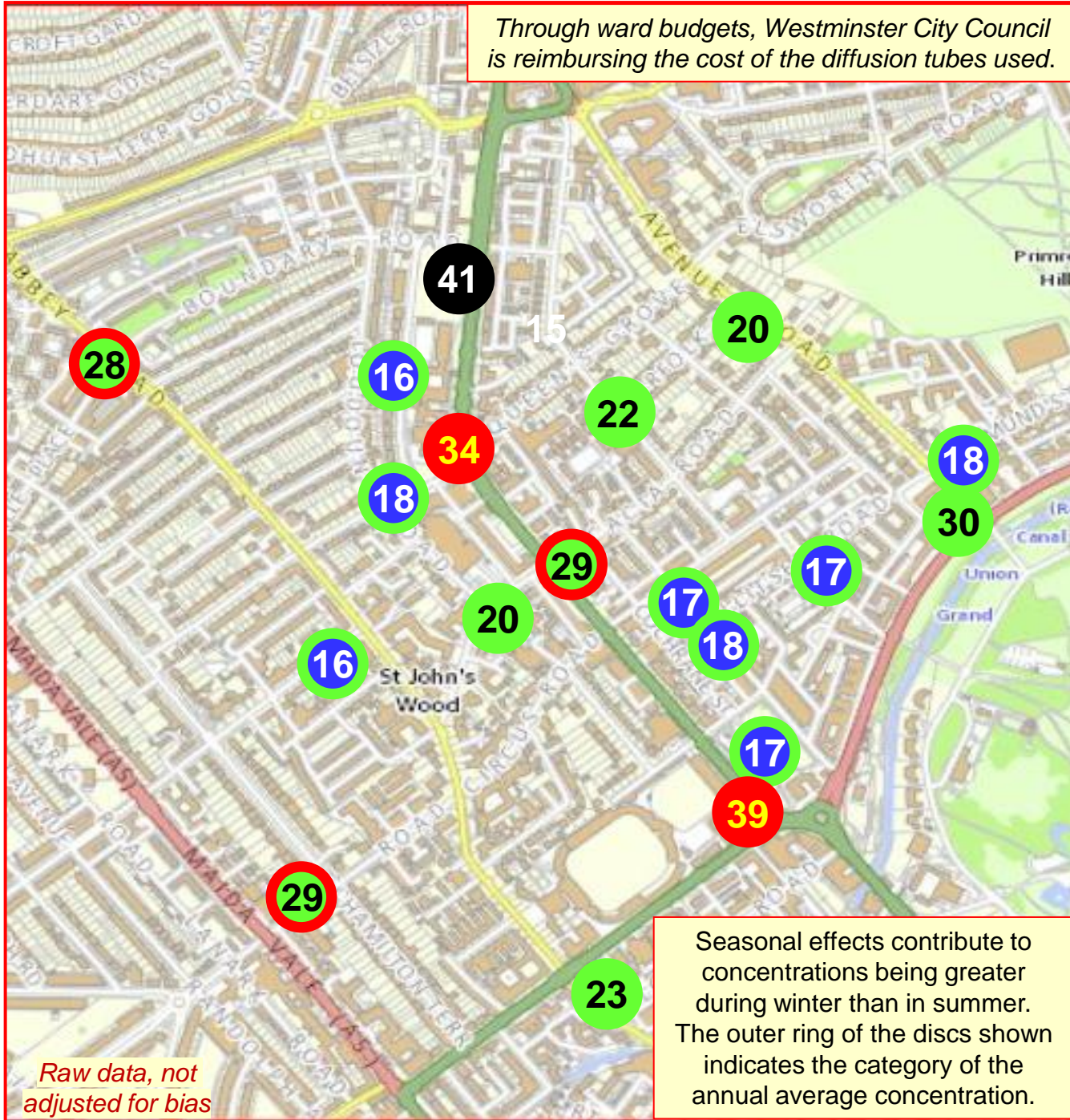
Informal guide to health risk:  
(if concentration persists for 12 months)



THE  
ST JOHN'S WOOD  
SOCIETY

[info@stjohnswoodsoc.org.uk](mailto:info@stjohnswoodsoc.org.uk)

Through ward budgets, Westminster City Council is reimbursing the cost of the diffusion tubes used.



# May 2024

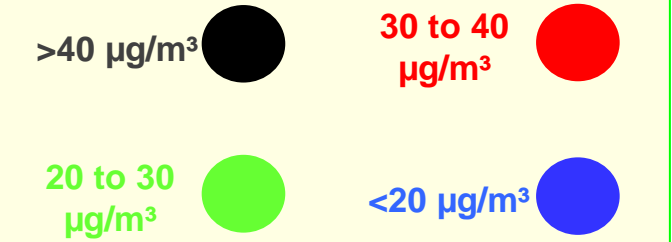
## Air quality (NO<sub>2</sub>) in St John's Wood

unit of measure of amount shown in discs:  $\mu\text{g}/\text{m}^3$

Legal limit: 40  $\mu\text{g}/\text{m}^3$  (annual average)

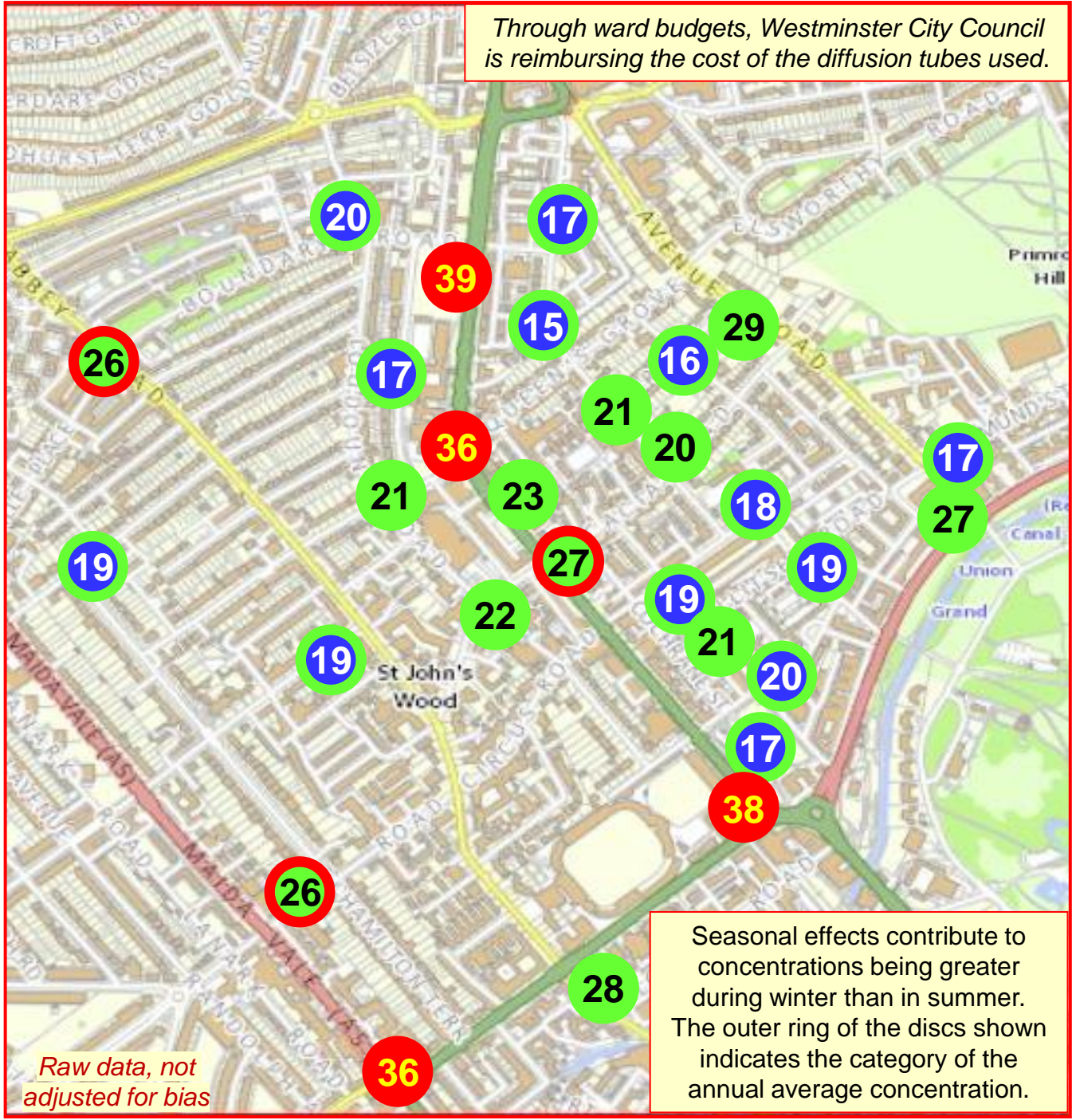
WHO limit: 10  $\mu\text{g}/\text{m}^3$  (annual average)

Informal guide to health risk:  
(if concentration persists for 12 months)



[info@stjohnswoodsoc.org.uk](mailto:info@stjohnswoodsoc.org.uk)

Through ward budgets, Westminster City Council is reimbursing the cost of the diffusion tubes used.



Seasonal effects contribute to concentrations being greater during winter than in summer. The outer ring of the discs shown indicates the category of the annual average concentration.

Raw data, not adjusted for bias

# March 2024

## Air quality (NO<sub>2</sub>) in St John's Wood

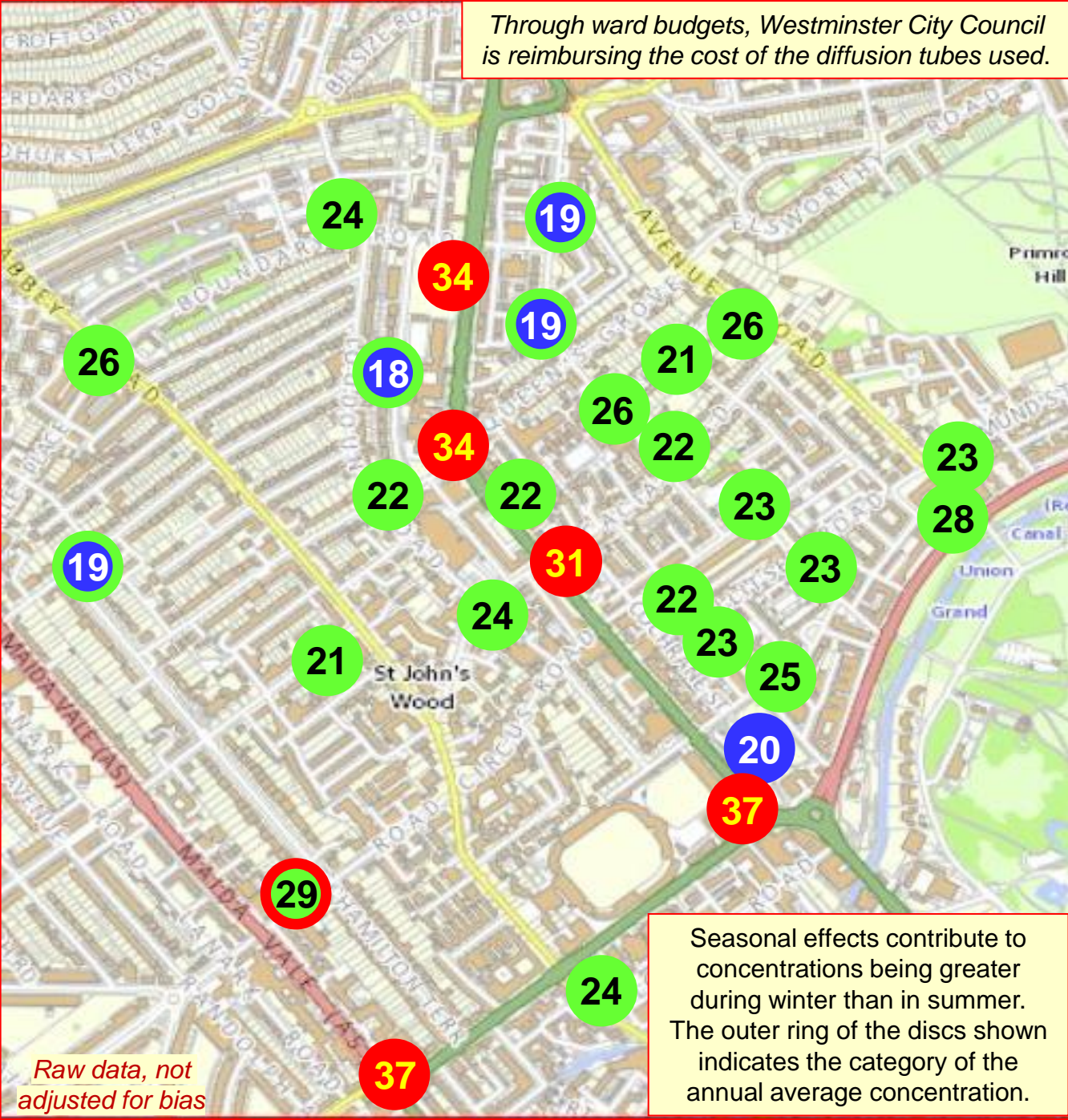
unit of measure of amount shown in discs:  $\mu\text{g}/\text{m}^3$

Legal limit: 40  $\mu\text{g}/\text{m}^3$  (annual average)  
WHO limit: 10  $\mu\text{g}/\text{m}^3$  (annual average)

Informal guide to health risk:  
(if concentration persists for 12 months)

>40 $\mu\text{g}/\text{m}^3$	●	30 to 40 $\mu\text{g}/\text{m}^3$	●
20 to 30 $\mu\text{g}/\text{m}^3$	●	<20 $\mu\text{g}/\text{m}^3$	●

Through ward budgets, Westminster City Council is reimbursing the cost of the diffusion tubes used.



Raw data, not adjusted for bias

Seasonal effects contribute to concentrations being greater during winter than in summer. The outer ring of the discs shown indicates the category of the annual average concentration.



# November 2023

## Air quality (NO<sub>2</sub>) in St John's Wood

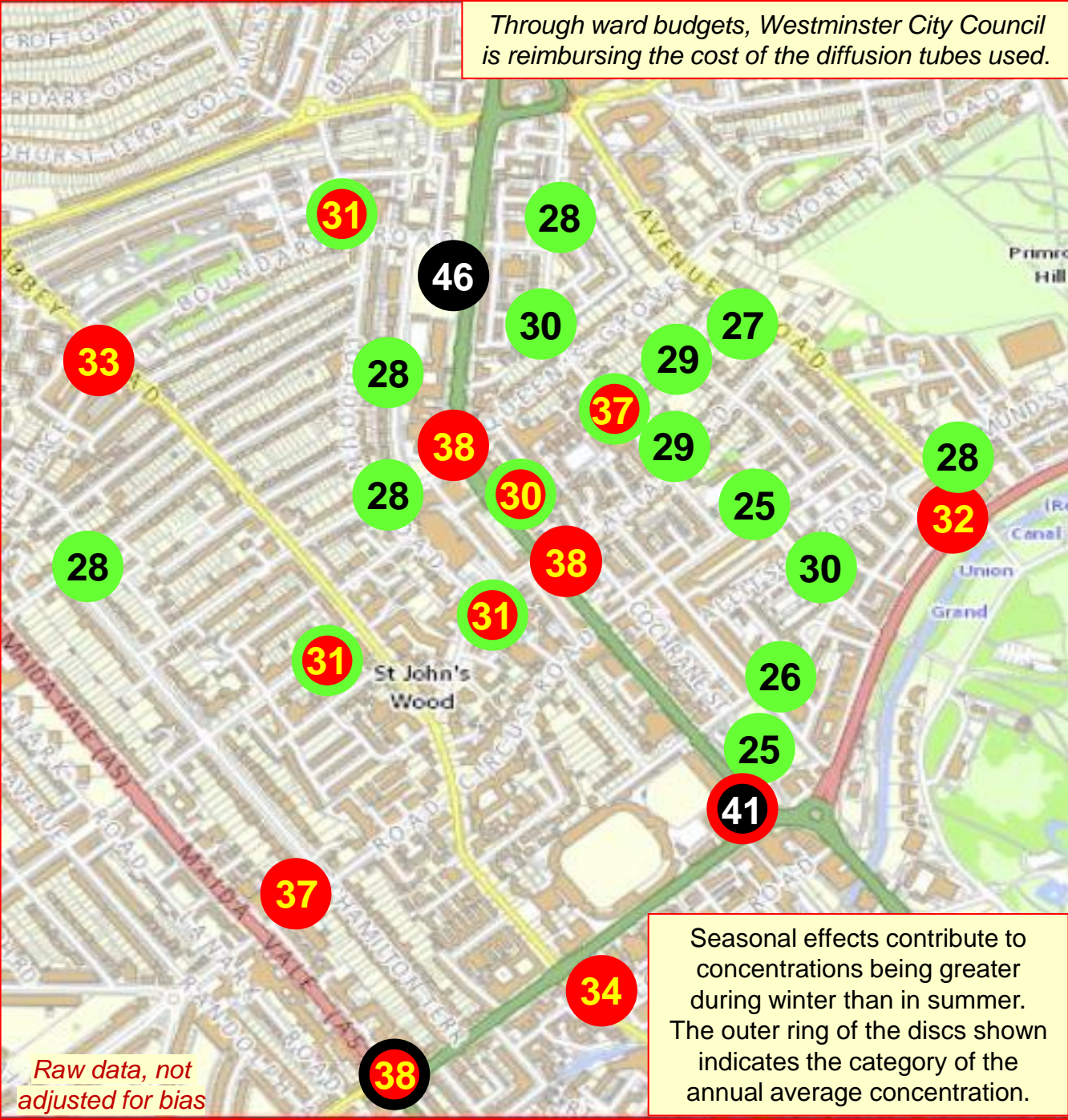
unit of measure of amount shown in discs:  $\mu\text{g}/\text{m}^3$

Legal limit: 40  $\mu\text{g}/\text{m}^3$  (annual average)  
WHO limit: 10  $\mu\text{g}/\text{m}^3$  (annual average)

Informal guide to health risk:  
(if concentration persists for 12 months)

>40 $\mu\text{g}/\text{m}^3$	●	30 to 40 $\mu\text{g}/\text{m}^3$	●
20 to 30 $\mu\text{g}/\text{m}^3$	●	<20 $\mu\text{g}/\text{m}^3$	●

Through ward budgets, Westminster City Council is reimbursing the cost of the diffusion tubes used.



Raw data, not adjusted for bias

Seasonal effects contribute to concentrations being greater during winter than in summer. The outer ring of the discs shown indicates the category of the annual average concentration.

September 2023

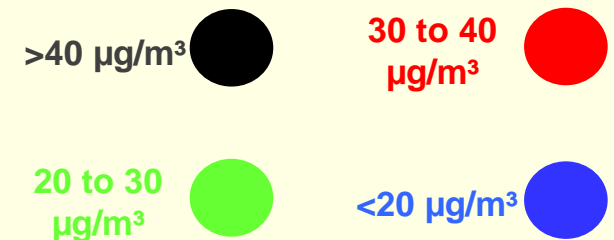
## Air quality (NO<sub>2</sub>) in St John's Wood

unit of measure of amount shown in discs:  $\mu\text{g}/\text{m}^3$

Legal limit:  $40 \mu\text{g}/\text{m}^3$  (annual average)

WHO limit:  $10 \mu\text{g}/\text{m}^3$  (annual average)

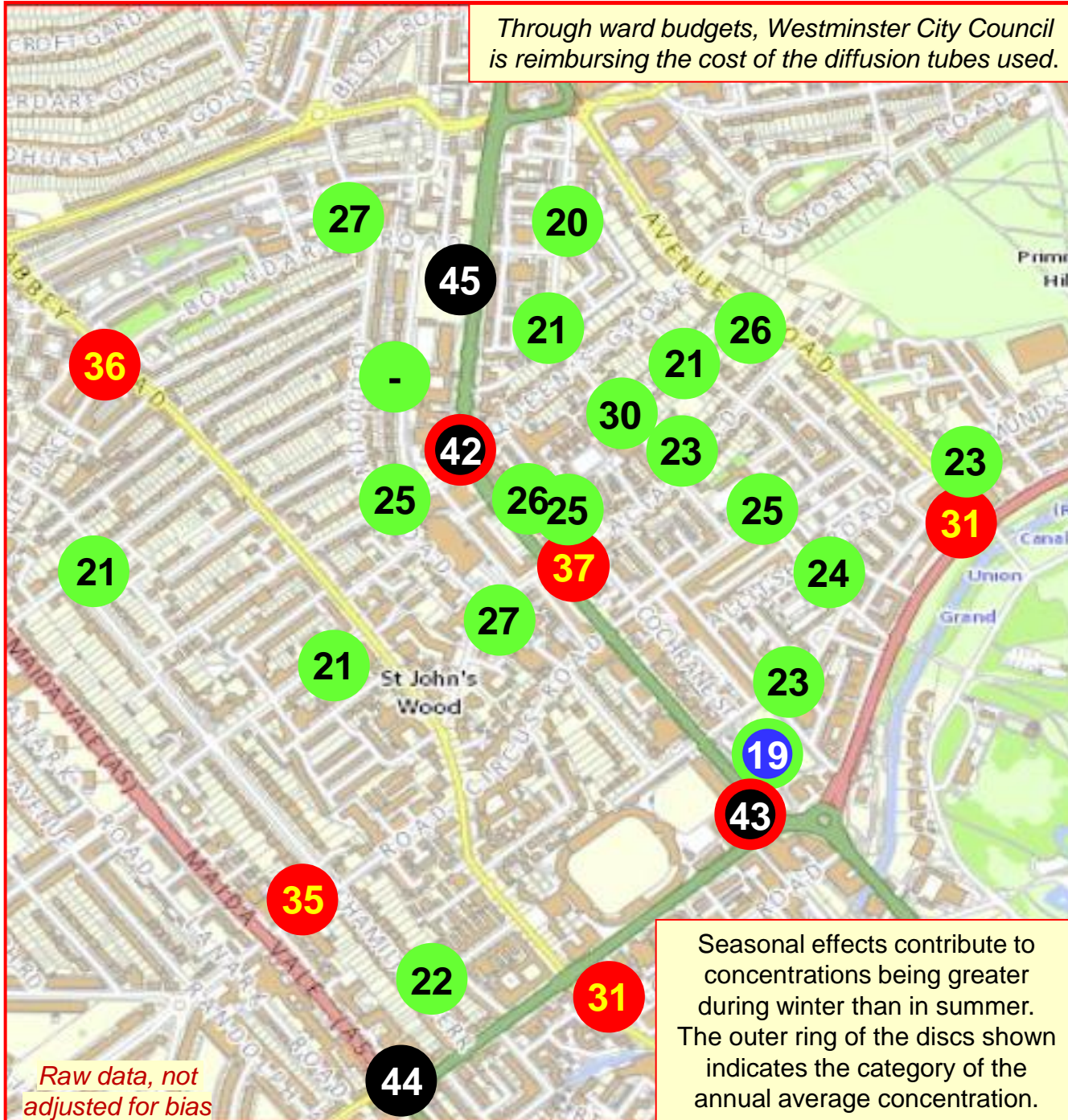
Informal guide to health risk:  
(if concentration persists for 12 months)



THE  
ST JOHN'S WOOD  
SOCIETY

[info@stjohnswoodsoc.org.uk](mailto:info@stjohnswoodsoc.org.uk)

Through ward budgets, Westminster City Council is reimbursing the cost of the diffusion tubes used.



July 2023

## Air quality (NO<sub>2</sub>) in St John's Wood

unit of measure of amount shown in discs:  $\mu\text{g}/\text{m}^3$

Legal limit: 40  $\mu\text{g}/\text{m}^3$  (annual average)

WHO limit: 10  $\mu\text{g}/\text{m}^3$  (annual average)

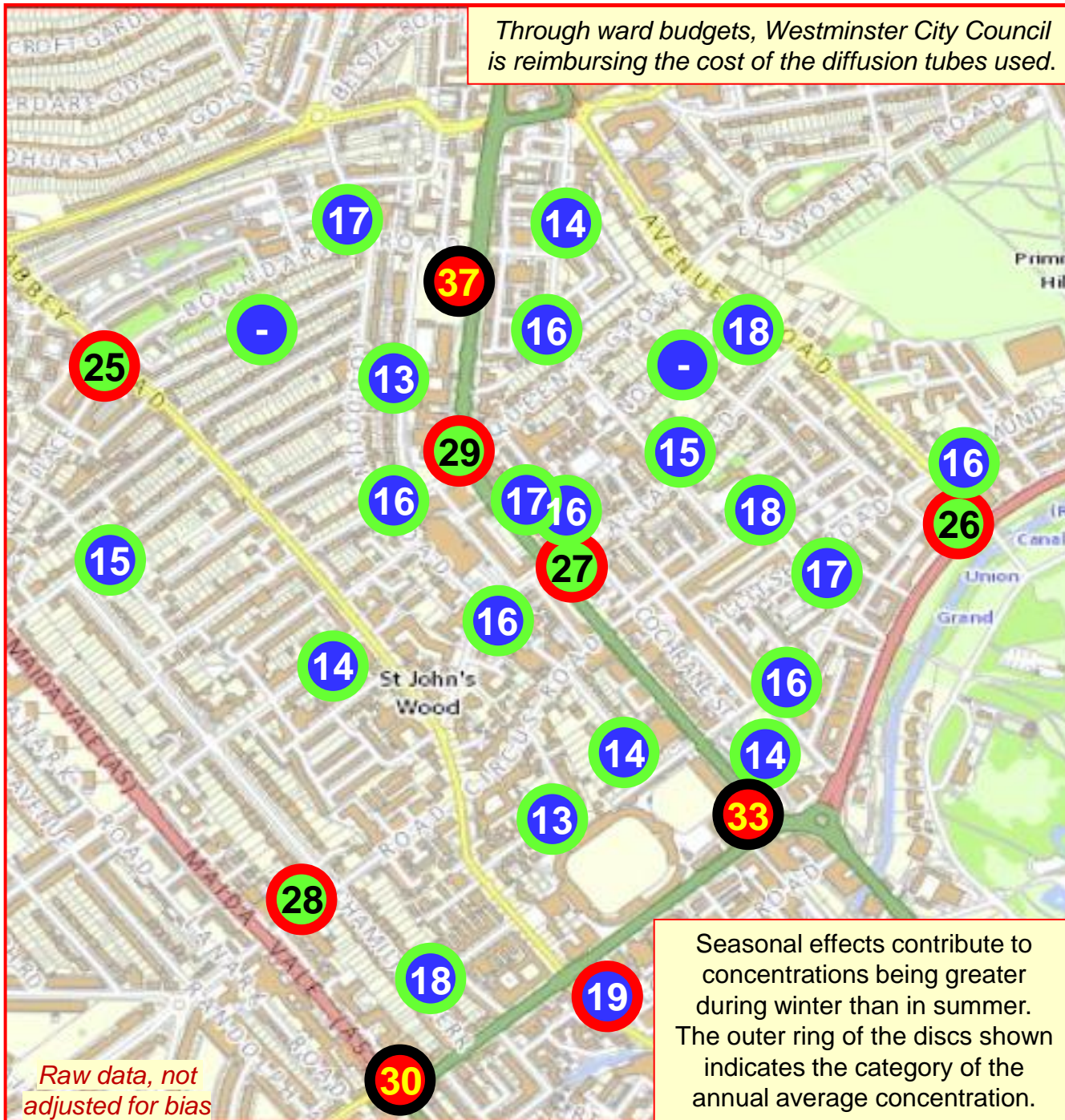
Informal guide to health risk:  
(if concentration persists for 12 months)



THE  
ST JOHN'S WOOD  
SOCIETY

[info@stjohnswoodsoc.org.uk](mailto:info@stjohnswoodsoc.org.uk)

Through ward budgets, Westminster City Council is reimbursing the cost of the diffusion tubes used.



# May 2023

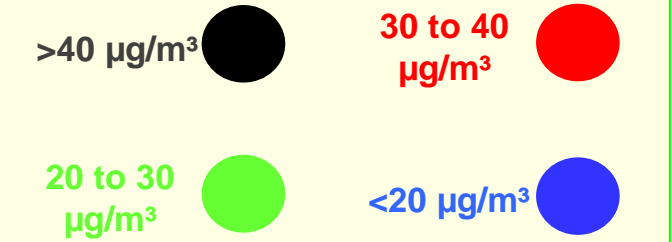
## Air quality (NO<sub>2</sub>) in St John's Wood

unit of measure of amount shown in discs:  $\mu\text{g}/\text{m}^3$

Legal limit: 40  $\mu\text{g}/\text{m}^3$  (annual average)

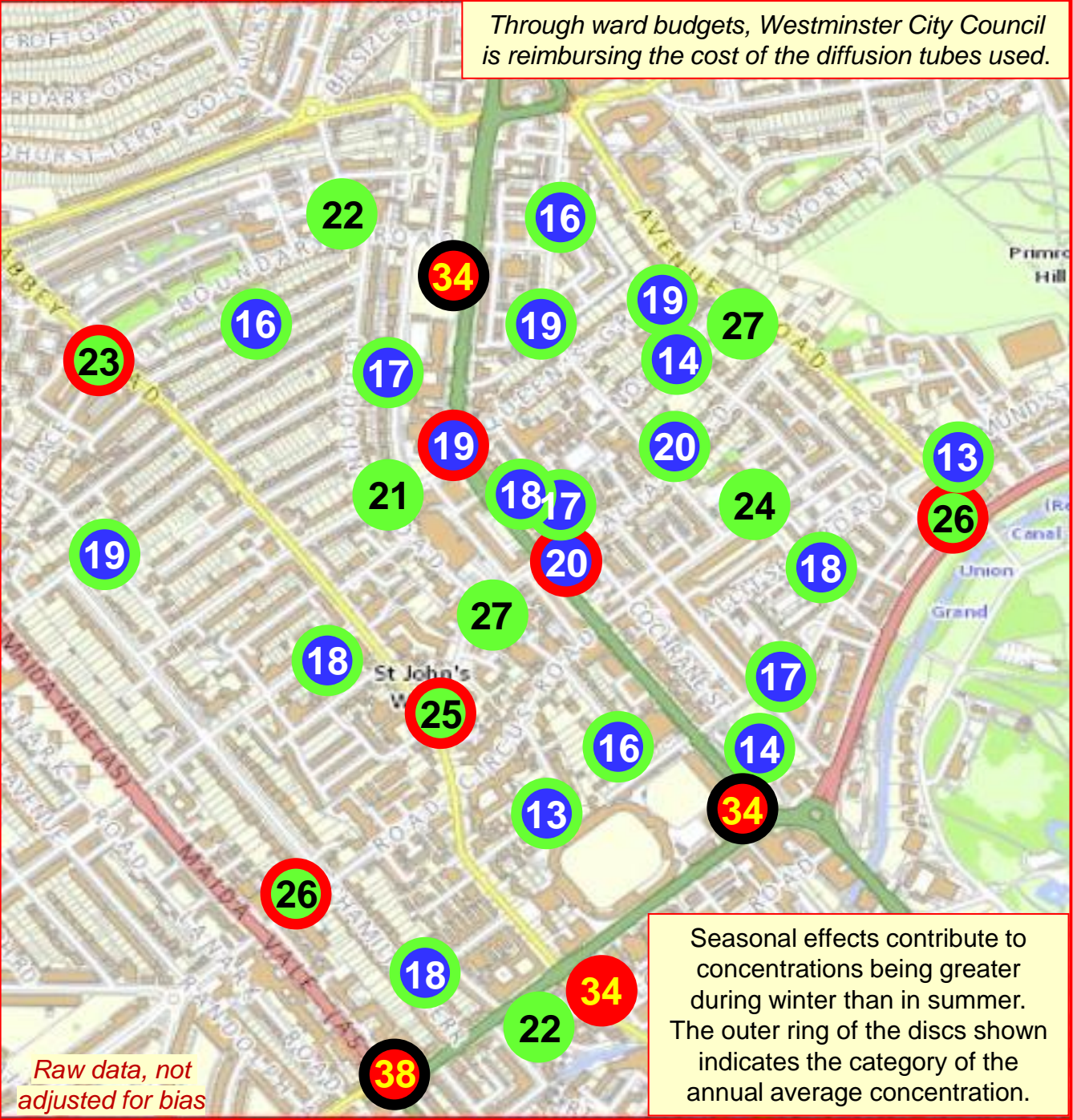
WHO limit: 10  $\mu\text{g}/\text{m}^3$  (annual average)

Informal guide to health risk:  
(if concentration persists for 12 months)



[info@stjohnswoodsoc.org.uk](mailto:info@stjohnswoodsoc.org.uk)

Through ward budgets, Westminster City Council is reimbursing the cost of the diffusion tubes used.



Raw data, not adjusted for bias

Seasonal effects contribute to concentrations being greater during winter than in summer. The outer ring of the discs shown indicates the category of the annual average concentration.



# March 2023

## Air quality (NO<sub>2</sub>) in St John's Wood

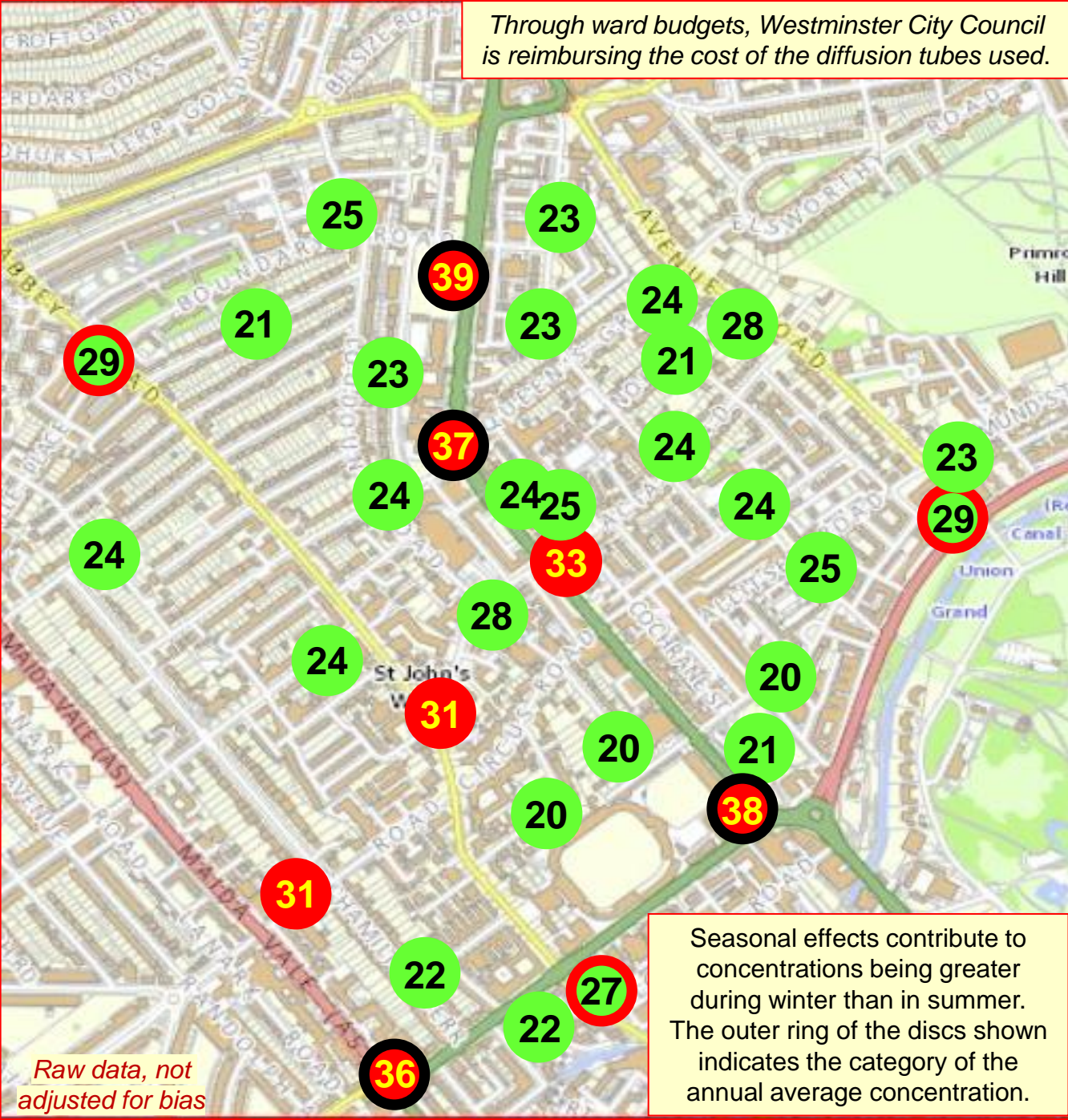
unit of measure of amount shown in discs:  $\mu\text{g}/\text{m}^3$

Legal limit: 40  $\mu\text{g}/\text{m}^3$  (annual average)  
WHO limit: 10  $\mu\text{g}/\text{m}^3$  (annual average)

Informal guide to health risk:  
(if concentration persists for 12 months)

>40 $\mu\text{g}/\text{m}^3$	●	30 to 40 $\mu\text{g}/\text{m}^3$	●
20 to 30 $\mu\text{g}/\text{m}^3$	●	<20 $\mu\text{g}/\text{m}^3$	●

Through ward budgets, Westminster City Council is reimbursing the cost of the diffusion tubes used.



Raw data, not adjusted for bias

Seasonal effects contribute to concentrations being greater during winter than in summer. The outer ring of the discs shown indicates the category of the annual average concentration.

# January 2023

## Air quality (NO<sub>2</sub>) in St John's Wood

unit of measure of amount shown in discs:  $\mu\text{g}/\text{m}^3$

Legal limit: 40  $\mu\text{g}/\text{m}^3$  (annual average)  
WHO limit: 10  $\mu\text{g}/\text{m}^3$  (annual average)

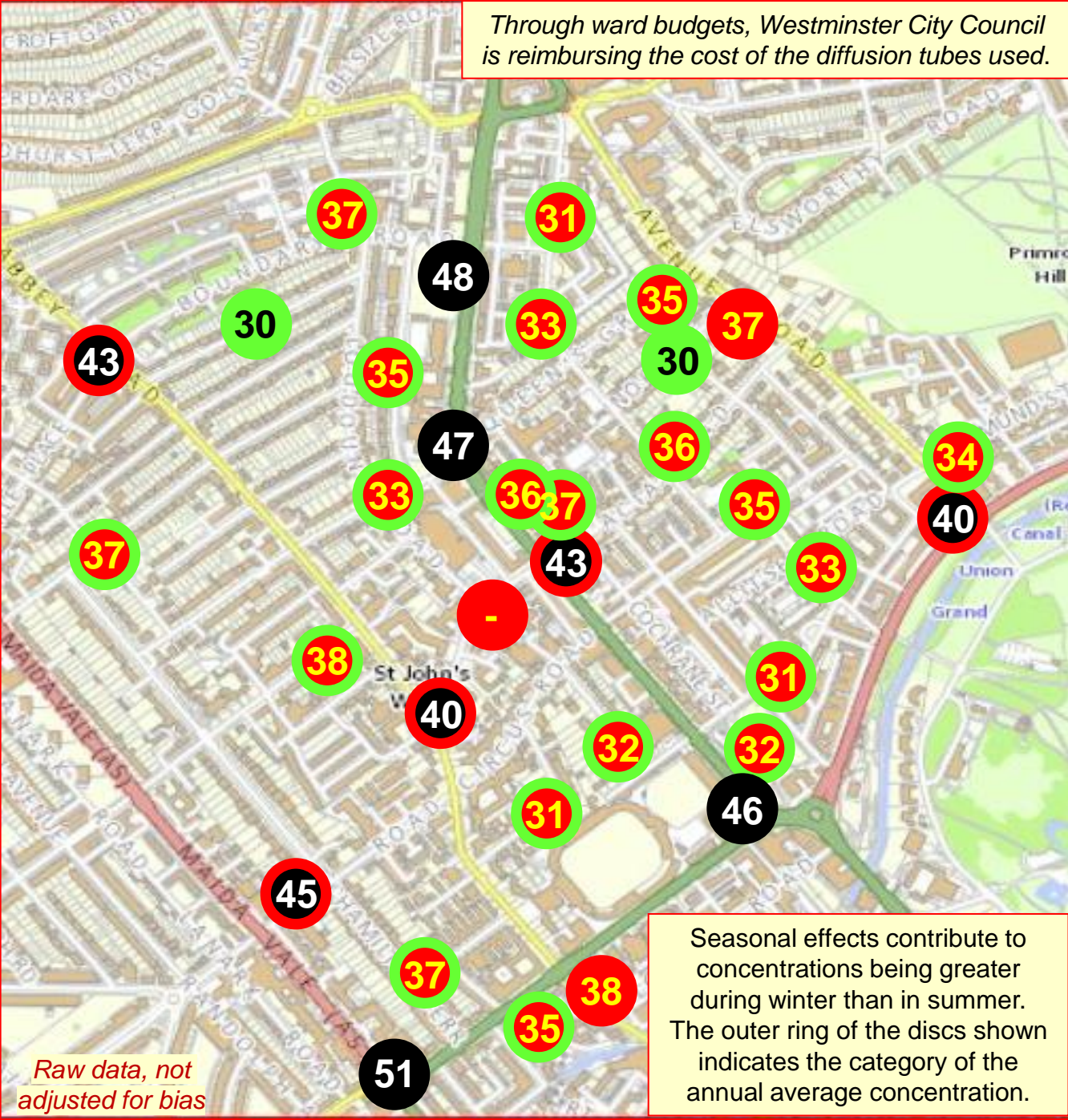
Informal guide to health risk:  
(if concentration persists for 12 months)

>40 $\mu\text{g}/\text{m}^3$	●	30 to 40 $\mu\text{g}/\text{m}^3$	●
20 to 30 $\mu\text{g}/\text{m}^3$	●	<20 $\mu\text{g}/\text{m}^3$	●

THE ST JOHN'S WOOD SOCIETY

[info@stjohnswoodsoc.org.uk](mailto:info@stjohnswoodsoc.org.uk)

Through ward budgets, Westminster City Council is reimbursing the cost of the diffusion tubes used.



# November 2022

## Air quality (NO<sub>2</sub>) in St John's Wood

unit of measure of amount shown in discs:  $\mu\text{g}/\text{m}^3$

Legal limit: 40  $\mu\text{g}/\text{m}^3$  (annual average)  
WHO limit: 10  $\mu\text{g}/\text{m}^3$  (annual average)

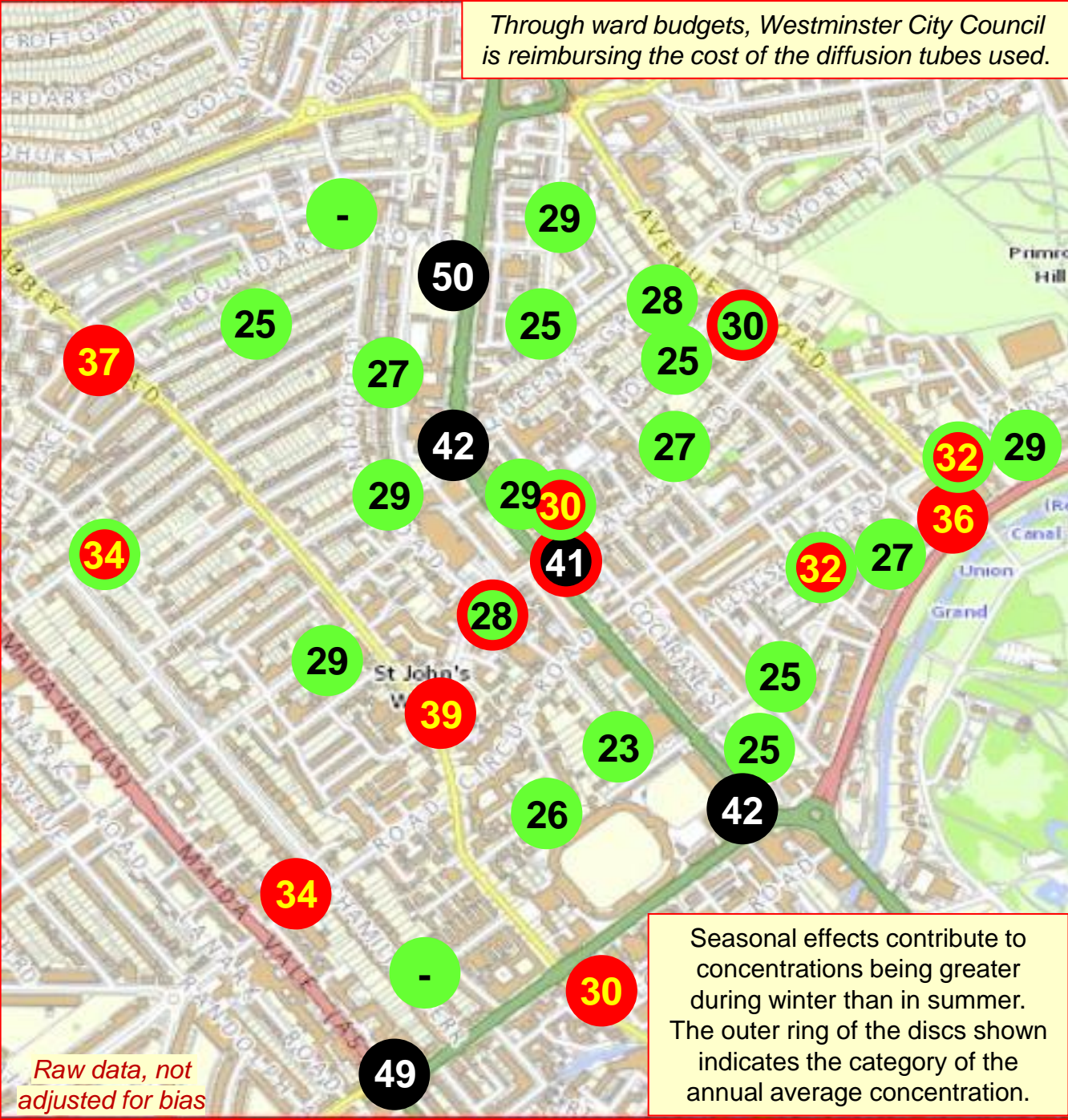
Informal guide to health risk:  
(if concentration persists for 12 months)

>40 $\mu\text{g}/\text{m}^3$	●	30 to 40 $\mu\text{g}/\text{m}^3$	●
20 to 30 $\mu\text{g}/\text{m}^3$	●	<20 $\mu\text{g}/\text{m}^3$	●



[info@stjohnswoodsoc.org.uk](mailto:info@stjohnswoodsoc.org.uk)

Through ward budgets, Westminster City Council is reimbursing the cost of the diffusion tubes used.



Raw data, not adjusted for bias

Seasonal effects contribute to concentrations being greater during winter than in summer. The outer ring of the discs shown indicates the category of the annual average concentration.



July 2022

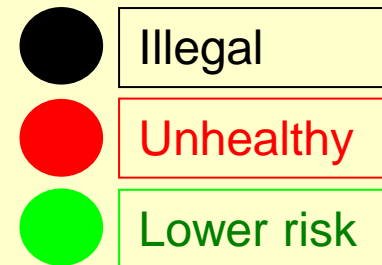
## Air quality (NO<sub>2</sub>) in St John's Wood

unit of measure of amount shown in discs:  $\mu\text{g}/\text{m}^3$

Legal limit: 40  $\mu\text{g}/\text{m}^3$  (annual average)

WHO limit: 10  $\mu\text{g}/\text{m}^3$  (annual average)

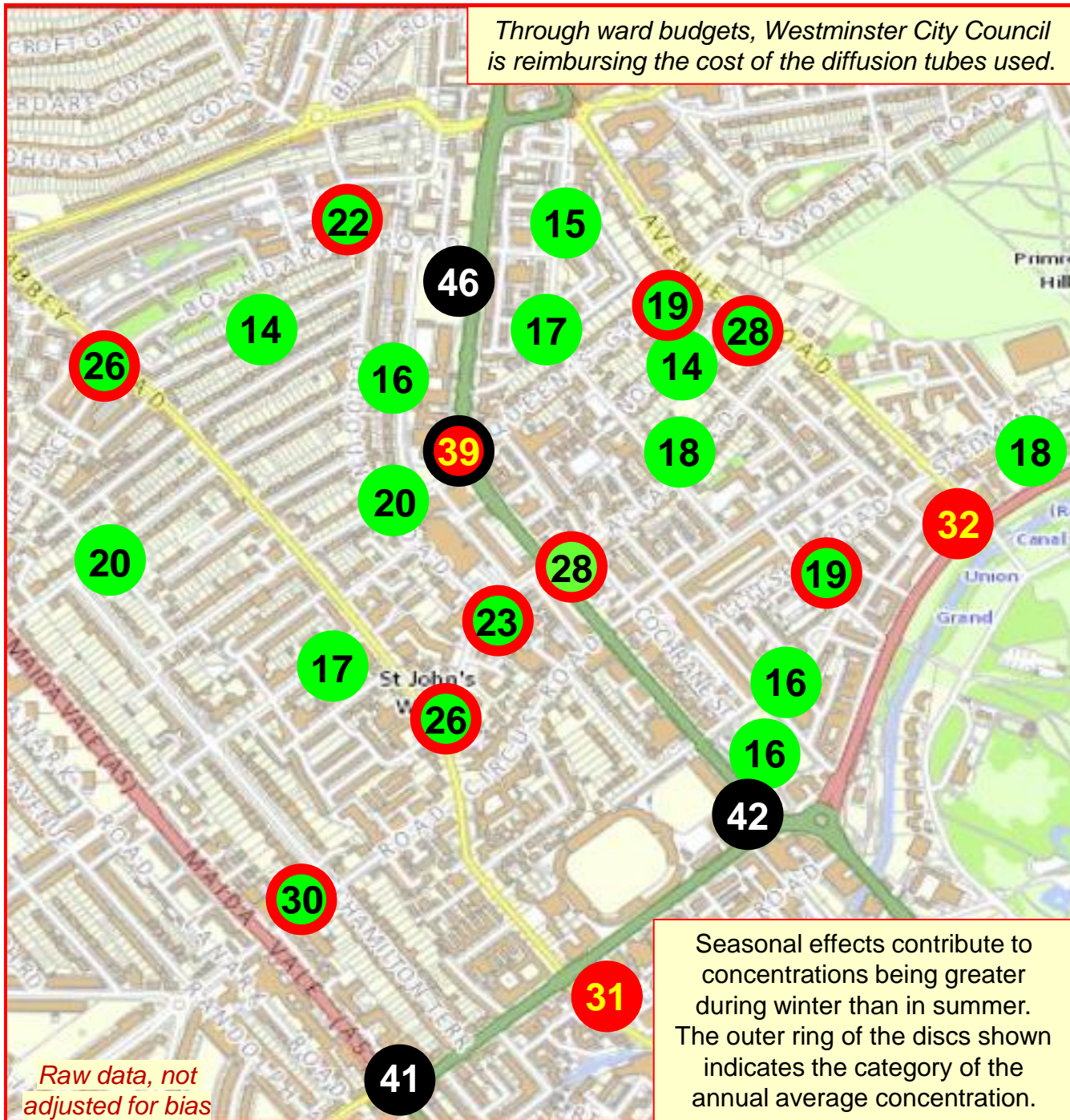
Informal guide to health risk:  
(if concentration persists for 12 months)



THE ST JOHN'S WOOD SOCIETY

[info@stjohnswoodsoc.org.uk](mailto:info@stjohnswoodsoc.org.uk)

Through ward budgets, Westminster City Council is reimbursing the cost of the diffusion tubes used.



Raw data, not adjusted for bias

Through ward budgets, Westminster City Council is reimbursing the cost of the diffusion tubes used.

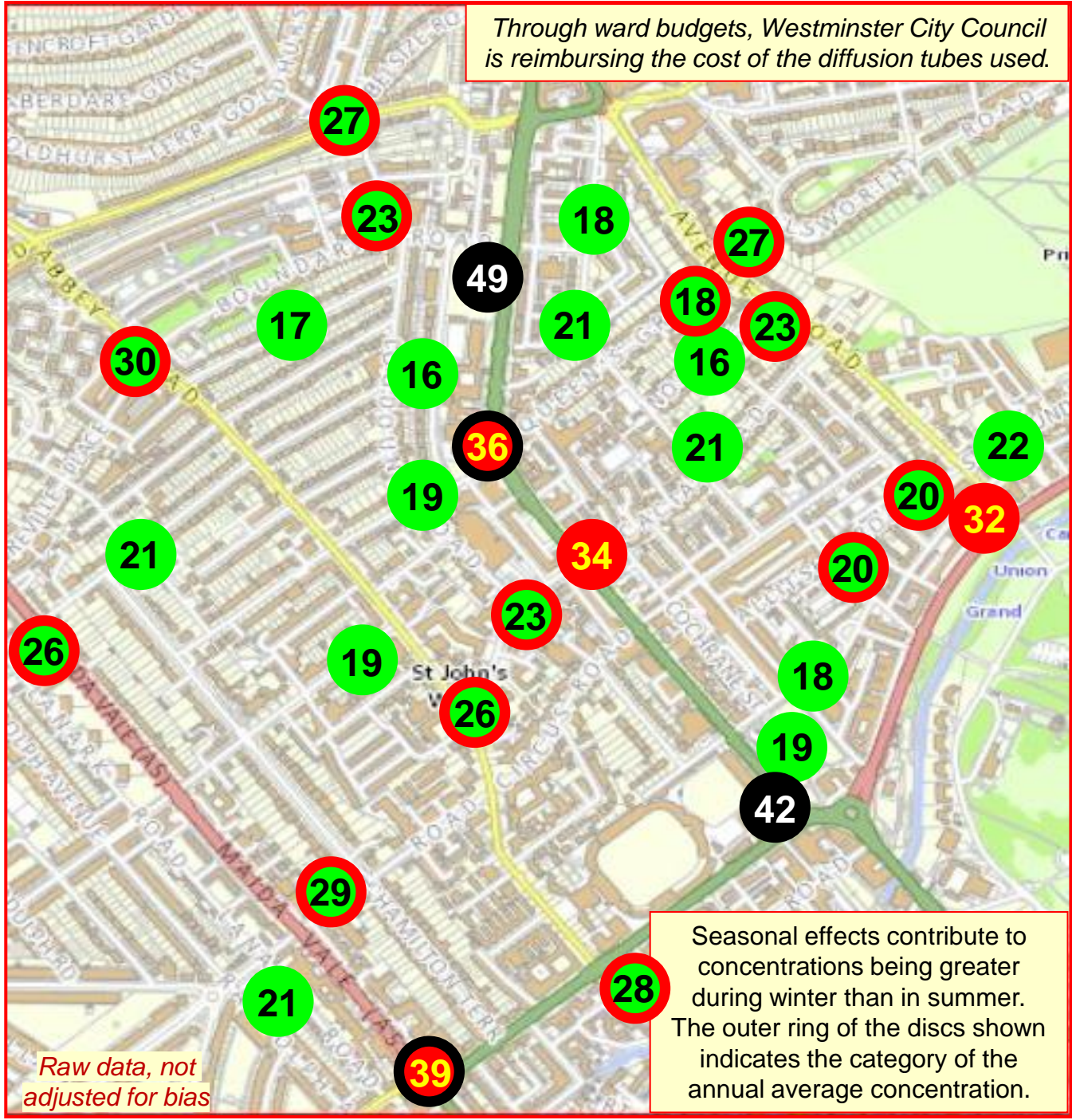
## Air quality (NO<sub>2</sub>) in St John's Wood

unit of measure of amount shown in discs:  $\mu\text{g}/\text{m}^3$

Legal limit: 40  $\mu\text{g}/\text{m}^3$  (annual average)  
WHO limit: 10  $\mu\text{g}/\text{m}^3$  (annual average)

Informal guide to health risk:  
(if concentration persists for 12 months)

●	Illegal
●	Unhealthy
●	Lower risk



Seasonal effects contribute to concentrations being greater during winter than in summer. The outer ring of the discs shown indicates the category of the annual average concentration.

Raw data, not adjusted for bias



[info@stjohnswoodsoc.org.uk](mailto:info@stjohnswoodsoc.org.uk)

March 2022

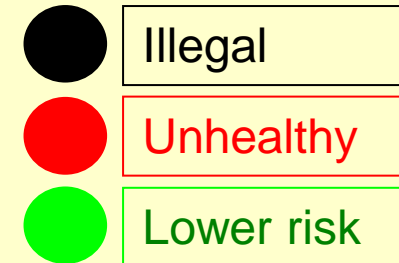
## Air quality (NO<sub>2</sub>) in St John's Wood

unit of measure of amount shown in discs:  $\mu\text{g}/\text{m}^3$

Legal limit: 40  $\mu\text{g}/\text{m}^3$  (annual average)

WHO limit: 10  $\mu\text{g}/\text{m}^3$  (annual average)

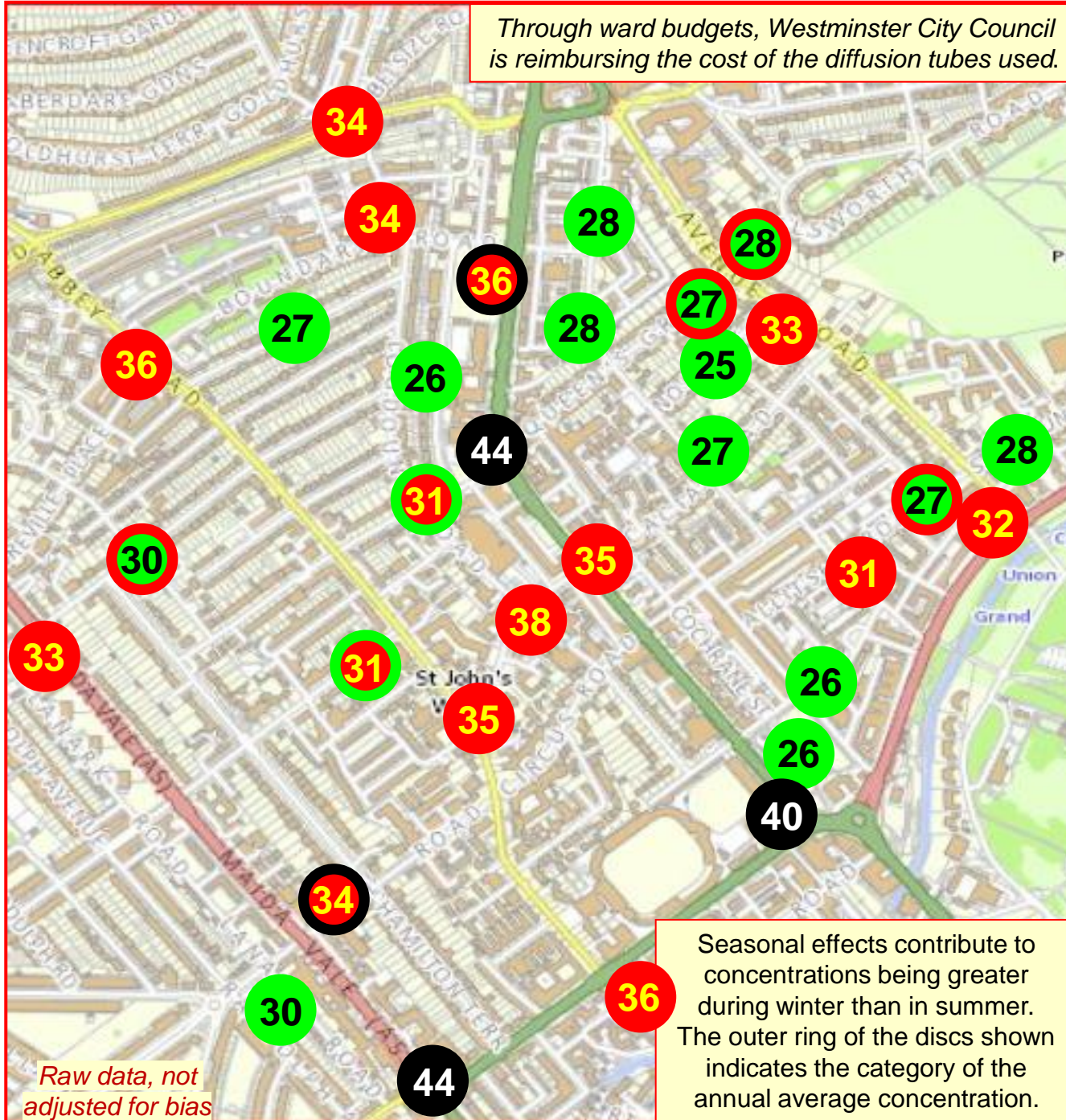
Informal guide to health risk:  
(if concentration persists for 12 months)



THE ST JOHN'S WOOD SOCIETY

[info@stjohnswoodsoc.org.uk](mailto:info@stjohnswoodsoc.org.uk)

Through ward budgets, Westminster City Council is reimbursing the cost of the diffusion tubes used.



Raw data, not adjusted for bias

Seasonal effects contribute to concentrations being greater during winter than in summer. The outer ring of the discs shown indicates the category of the annual average concentration.

January 2022

# Air quality (NO<sub>2</sub>) in St John's Wood

unit of measure of amount shown in discs:  $\mu\text{g}/\text{m}^3$

Legal limit: 40  $\mu\text{g}/\text{m}^3$  (annual average)

WHO limit: 10  $\mu\text{g}/\text{m}^3$  (annual average)

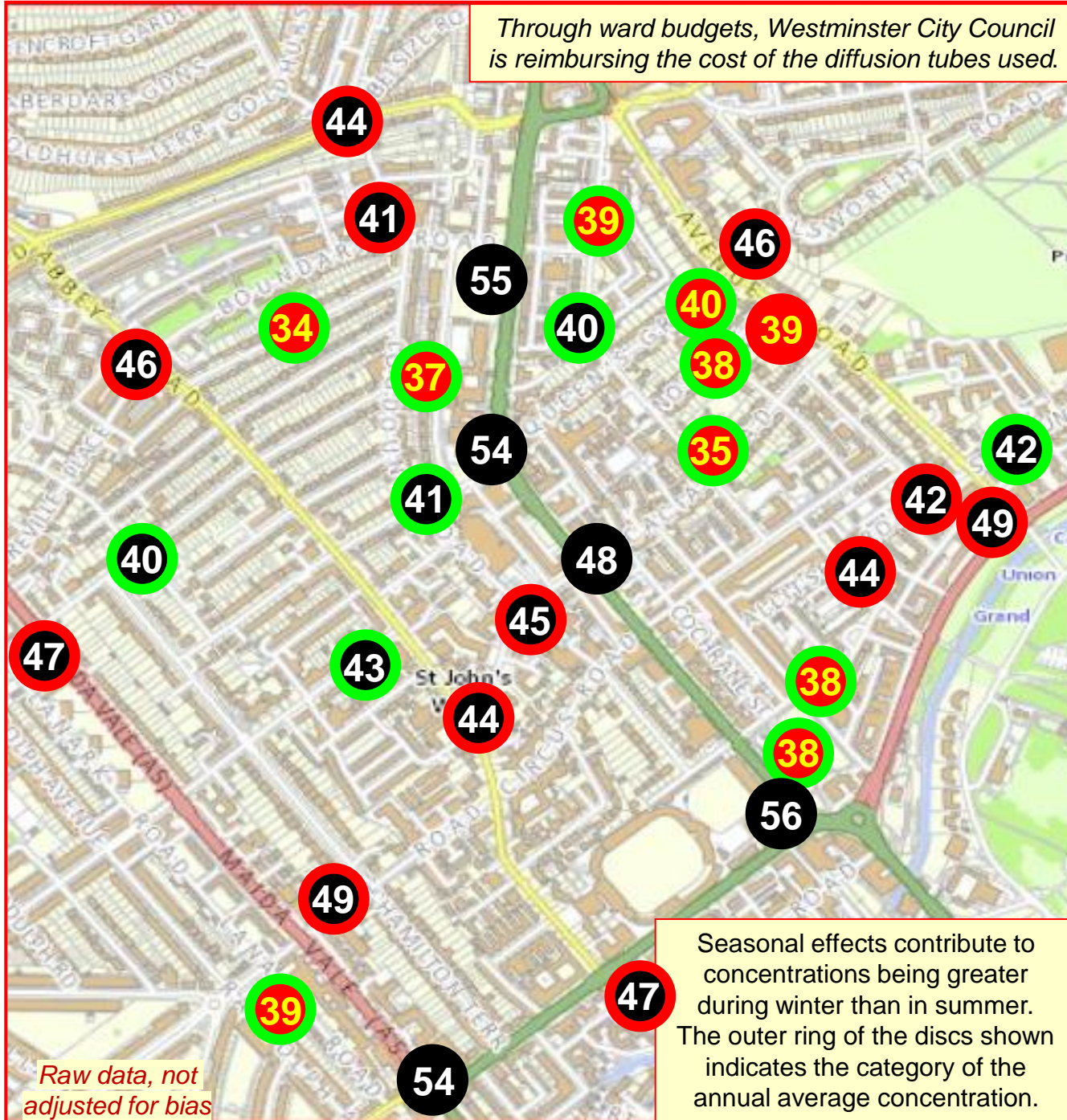
Informal guide to health risk:  
(if concentration persists for 12 months)

- Illegal
- Unhealthy
- Lower risk

THE ST JOHN'S WOOD SOCIETY

[info@stjohnswoodsoc.org.uk](mailto:info@stjohnswoodsoc.org.uk)

Through ward budgets, Westminster City Council is reimbursing the cost of the diffusion tubes used.



Raw data, not adjusted for bias

Seasonal effects contribute to concentrations being greater during winter than in summer. The outer ring of the discs shown indicates the category of the annual average concentration.



# November 2021

## Air quality (NO<sub>2</sub>) in St John's Wood

unit of measure of amount shown in discs:  $\mu\text{g}/\text{m}^3$

Legal limit: 40  $\mu\text{g}/\text{m}^3$  (annual average)  
WHO limit: 10  $\mu\text{g}/\text{m}^3$  (annual average)

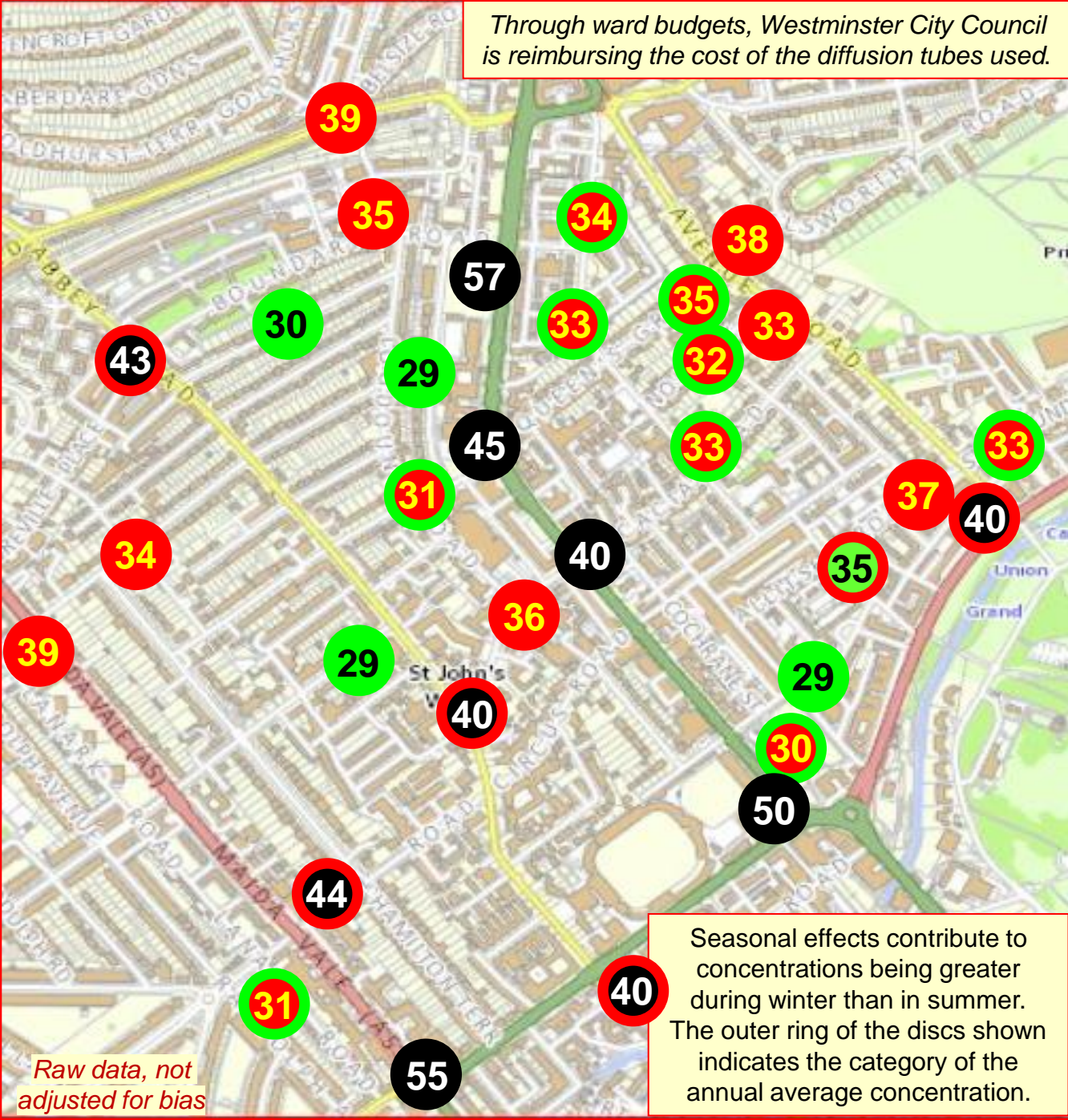
Informal guide to health risk:  
(if concentration persists for 12 months)

- Illegal
- Unhealthy
- Lower risk



[info@stjohnswoodsoc.org.uk](mailto:info@stjohnswoodsoc.org.uk)

Through ward budgets, Westminster City Council is reimbursing the cost of the diffusion tubes used.



Raw data, not adjusted for bias

Seasonal effects contribute to concentrations being greater during winter than in summer. The outer ring of the discs shown indicates the category of the annual average concentration.



July 2021

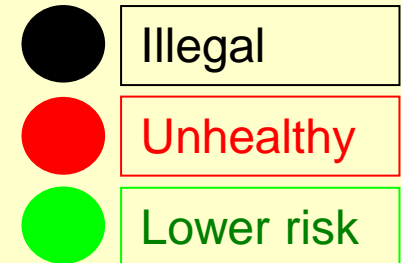
## Air quality (NO<sub>2</sub>) in St John's Wood

unit of measure of amount shown in discs:  $\mu\text{g}/\text{m}^3$

Legal limit:

40  $\mu\text{g}/\text{m}^3$  (annual average)

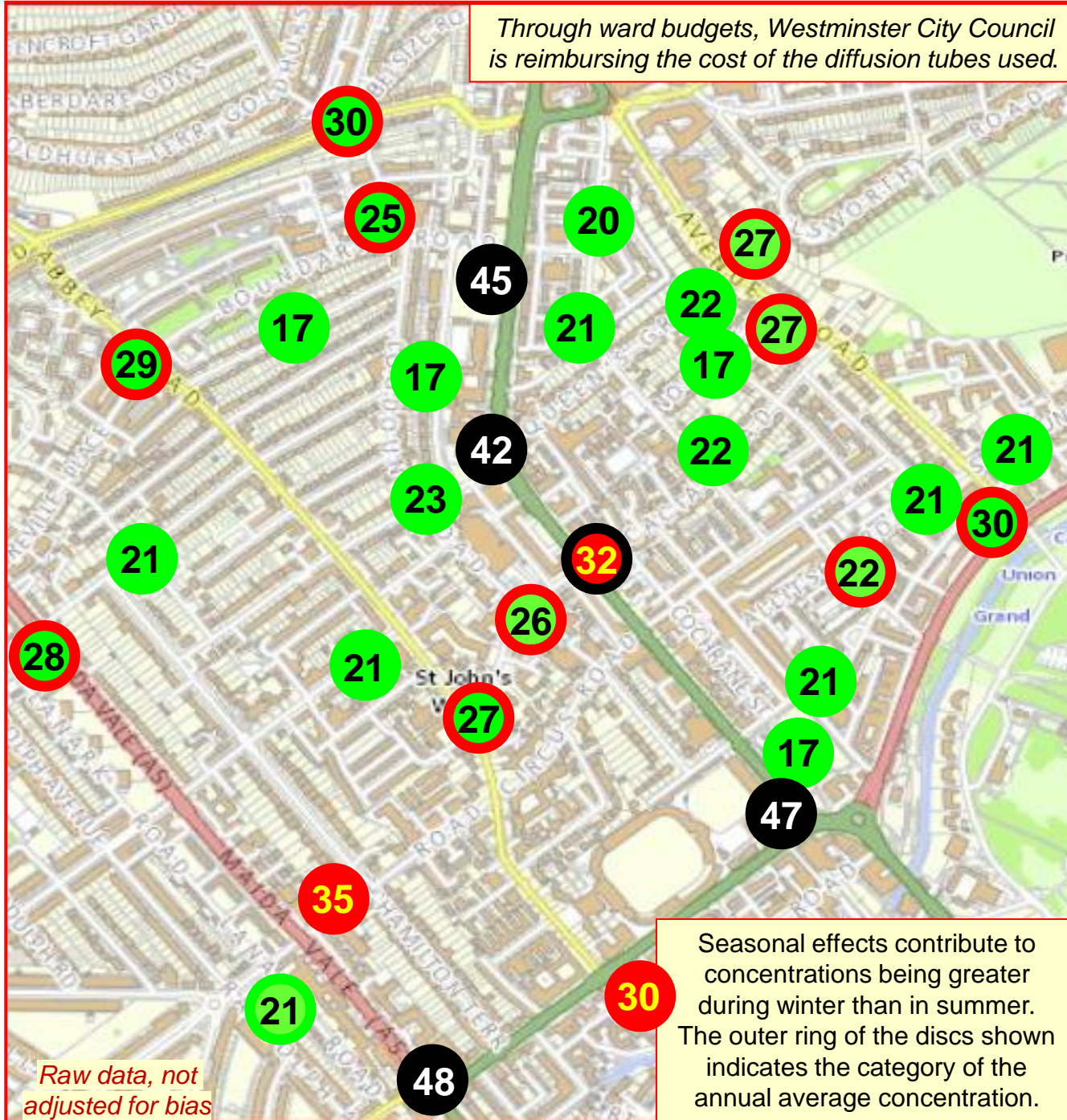
Informal guide to health risk:  
(if concentration persists for 12 months)



THE  
ST JOHN'S WOOD  
SOCIETY

[info@stjohnswoodsoc.org.uk](mailto:info@stjohnswoodsoc.org.uk)

Through ward budgets, Westminster City Council is reimbursing the cost of the diffusion tubes used.



Raw data, not adjusted for bias

Seasonal effects contribute to concentrations being greater during winter than in summer. The outer ring of the discs shown indicates the category of the annual average concentration.

May 2021

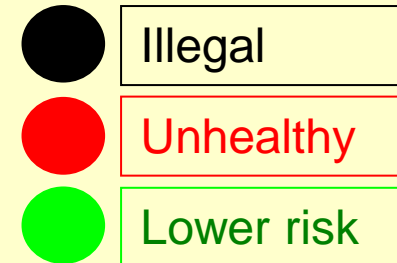
## Air quality (NO<sub>2</sub>) in St John's Wood

unit of measure of amount shown in discs:  $\mu\text{g}/\text{m}^3$

Legal limit:

40  $\mu\text{g}/\text{m}^3$  (annual average)

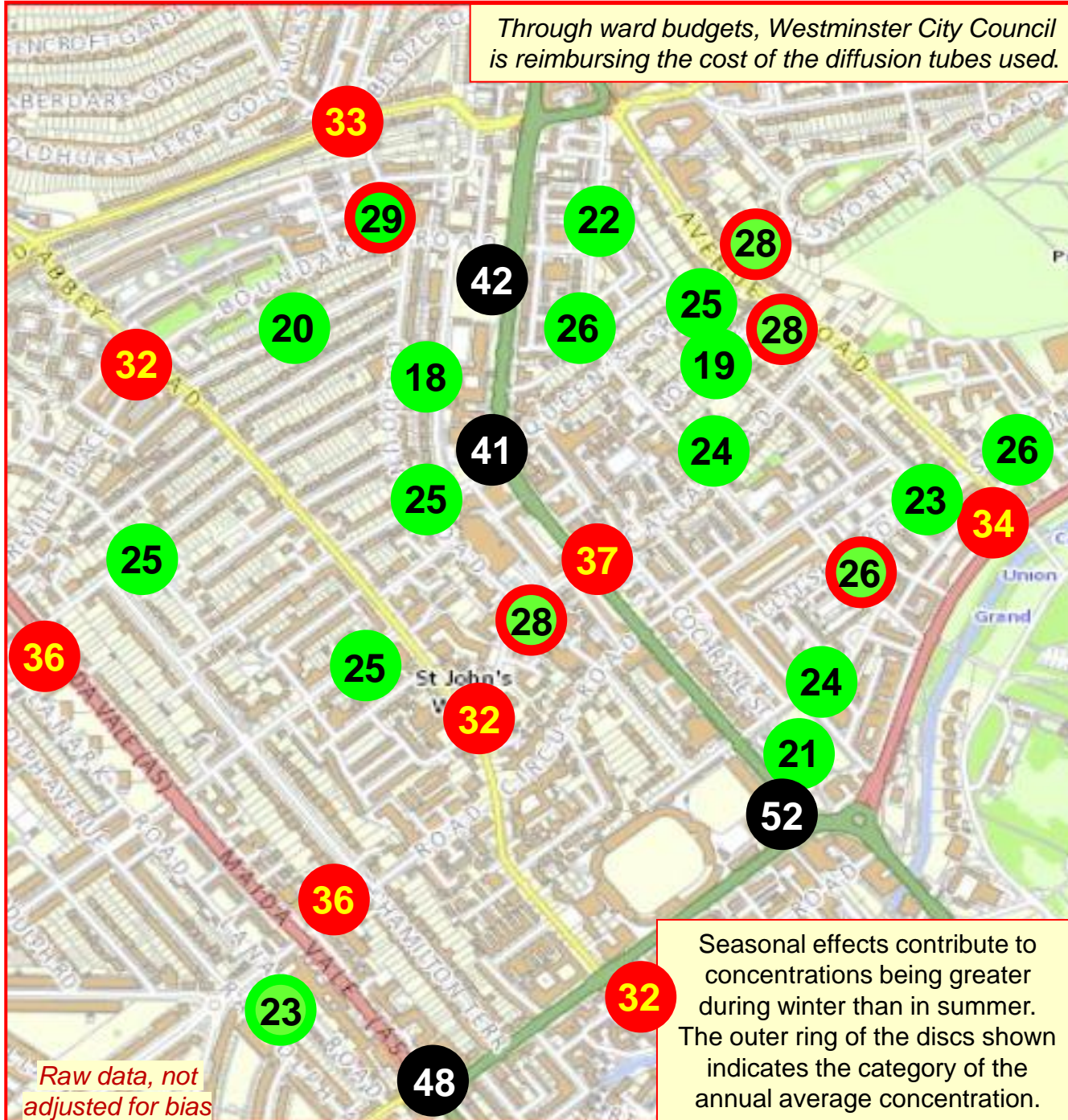
Informal guide to health risk:  
(if concentration persists for 12 months)



THE  
ST JOHN'S WOOD  
SOCIETY

[info@stjohnswoodsoc.org.uk](mailto:info@stjohnswoodsoc.org.uk)

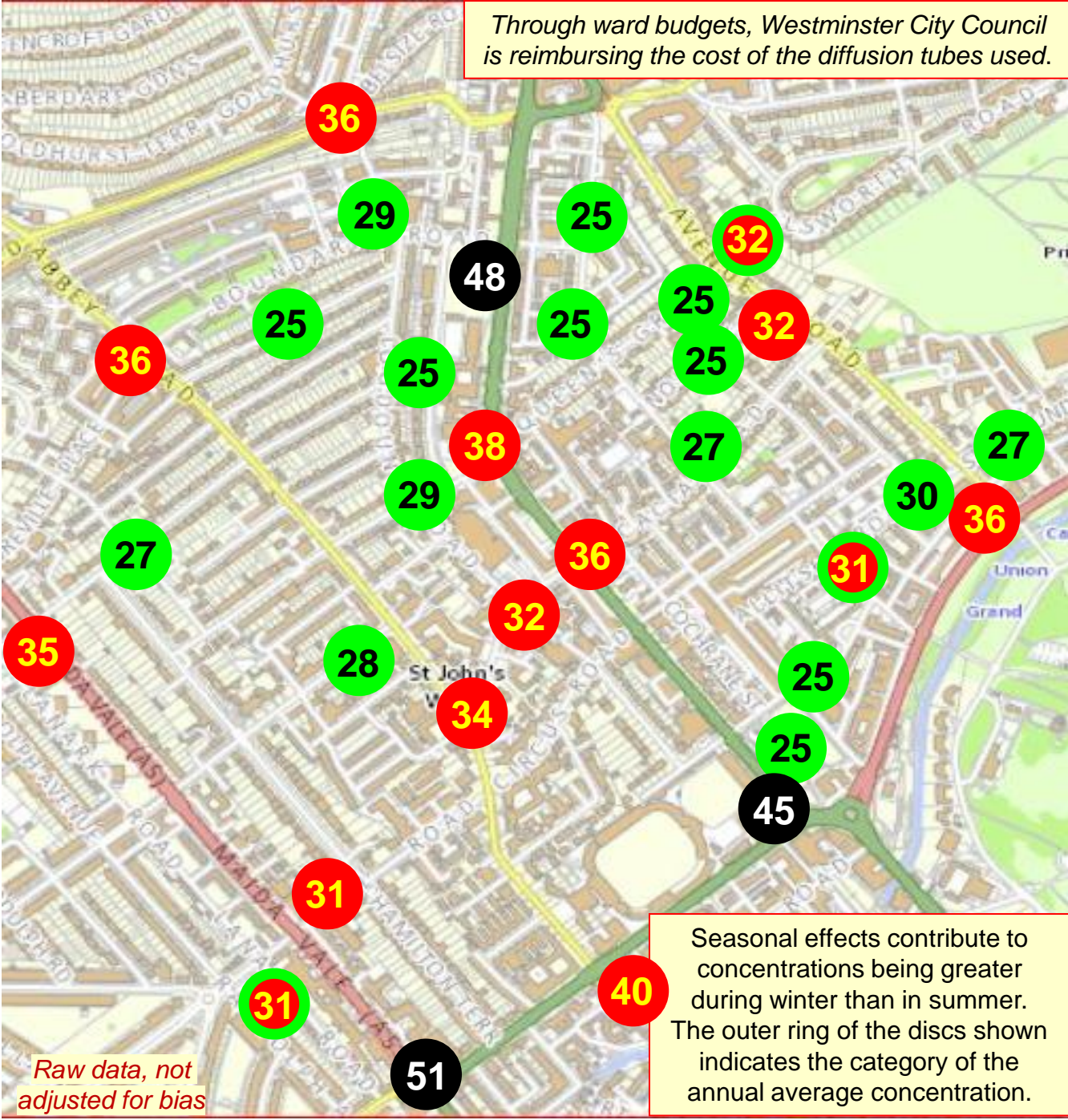
Through ward budgets, Westminster City Council is reimbursing the cost of the diffusion tubes used.



Raw data, not adjusted for bias

Seasonal effects contribute to concentrations being greater during winter than in summer. The outer ring of the discs shown indicates the category of the annual average concentration.

Through ward budgets, Westminster City Council is reimbursing the cost of the diffusion tubes used.



## Air quality (NO<sub>2</sub>) in St John's Wood

unit of measure of amount shown in discs:  $\mu\text{g}/\text{m}^3$

Legal limit:

40  $\mu\text{g}/\text{m}^3$  (annual average)

Informal guide to health risk:  
(if concentration persists for 12 months)

- Illegal
- Unhealthy
- Lower risk

Raw data, not adjusted for bias

Seasonal effects contribute to concentrations being greater during winter than in summer. The outer ring of the discs shown indicates the category of the annual average concentration.



[info@stjohnswoodsoc.org.uk](mailto:info@stjohnswoodsoc.org.uk)

January 2021

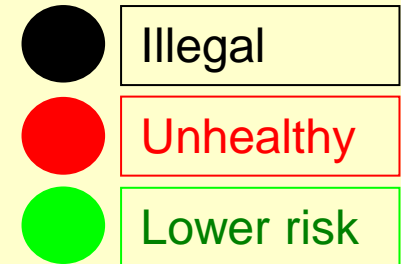
## Air quality (NO<sub>2</sub>) in St John's Wood

unit of measure of amount shown in discs:  $\mu\text{g}/\text{m}^3$

Legal limit:

40  $\mu\text{g}/\text{m}^3$  (annual average)

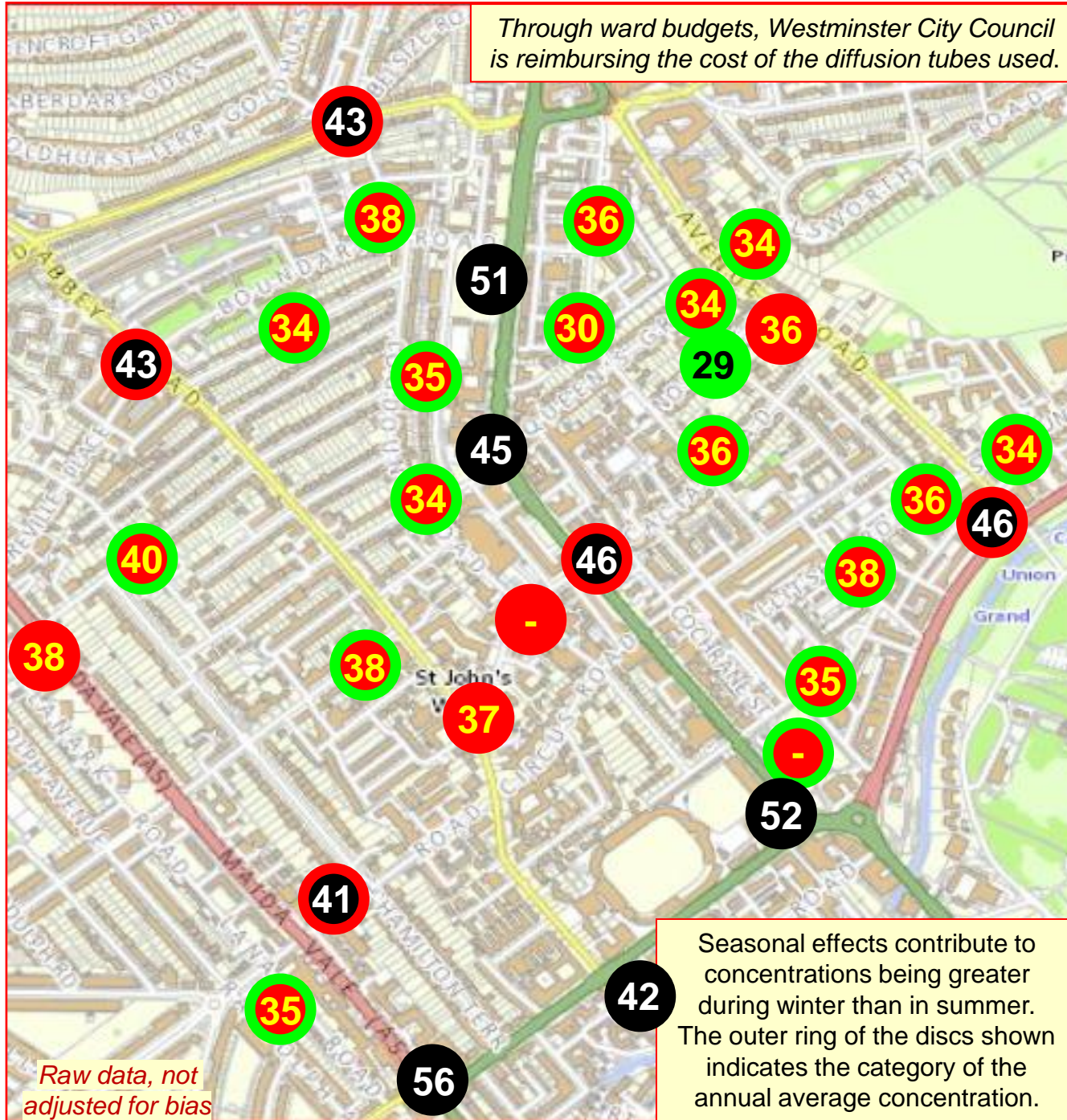
Informal guide to health risk:  
(if concentration persists for 12 months)



THE ST JOHN'S WOOD SOCIETY

[info@stjohnswoodsoc.org.uk](mailto:info@stjohnswoodsoc.org.uk)

Through ward budgets, Westminster City Council is reimbursing the cost of the diffusion tubes used.



Raw data, not adjusted for bias

Seasonal effects contribute to concentrations being greater during winter than in summer. The outer ring of the discs shown indicates the category of the annual average concentration.

# November 2020




## Air quality (NO<sub>2</sub>) in St John's Wood

unit of measure of amount shown in discs:  $\mu\text{g}/\text{m}^3$

Legal limit:

40  $\mu\text{g}/\text{m}^3$  (annual average)

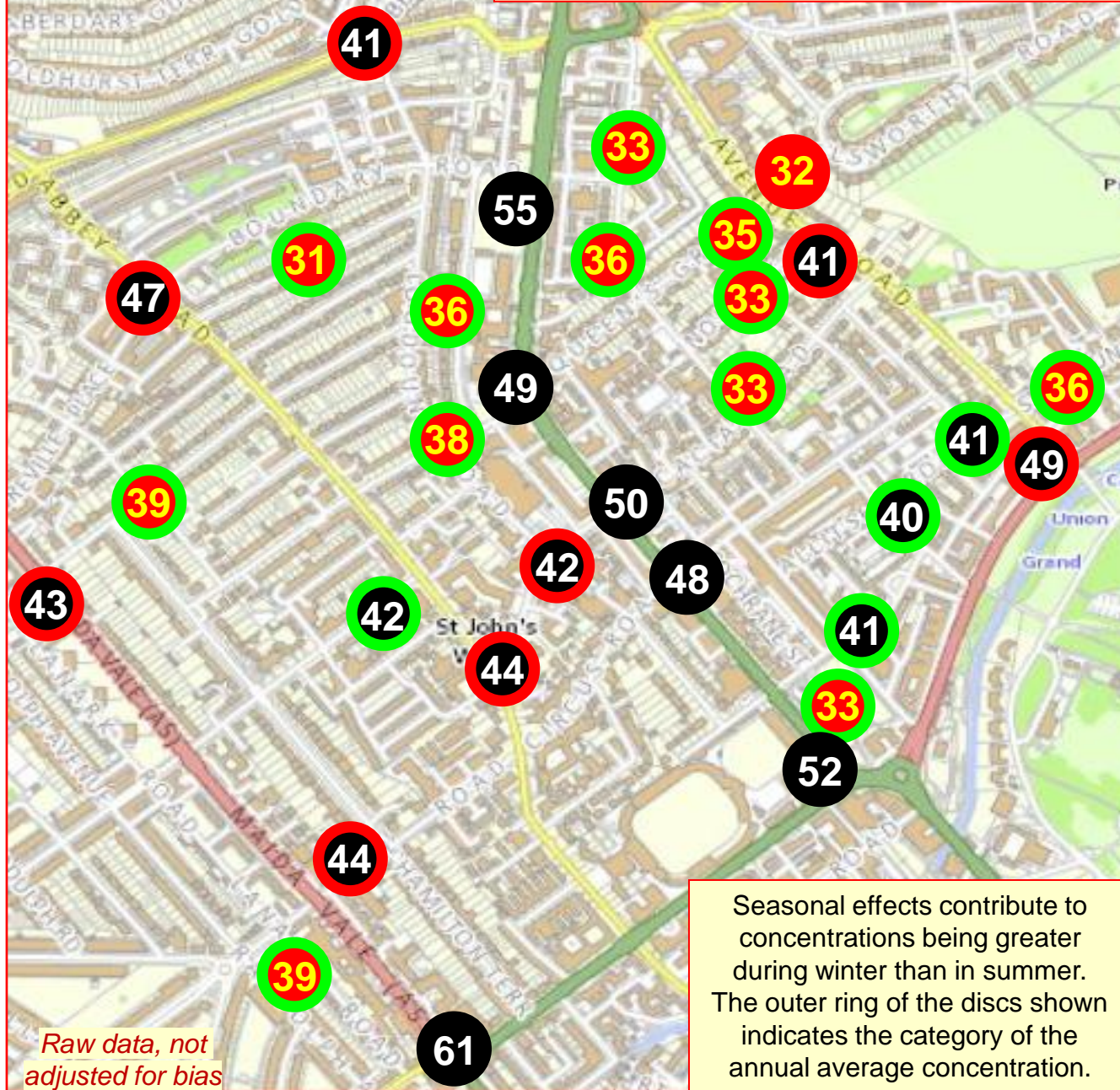
Informal guide to health risk:  
(if concentration persists for 12 months)

-  Illegal
-  Unhealthy
-  Lower risk

THE ST JOHN'S WOOD SOCIETY

[info@stjohnswoodsoc.org.uk](mailto:info@stjohnswoodsoc.org.uk)

Through ward budgets, Westminster City Council is reimbursing the cost of the diffusion tubes used.



Raw data, not adjusted for bias

Seasonal effects contribute to concentrations being greater during winter than in summer. The outer ring of the discs shown indicates the category of the annual average concentration.

September 2020

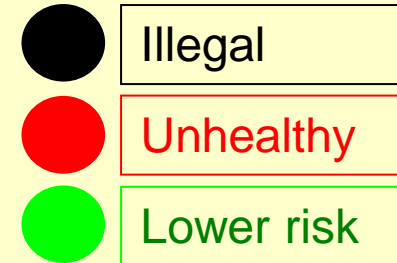
## Air quality (NO<sub>2</sub>) in St John's Wood

unit of measure of amount shown in discs:  $\mu\text{g}/\text{m}^3$

Legal limit:

40  $\mu\text{g}/\text{m}^3$  (annual average)

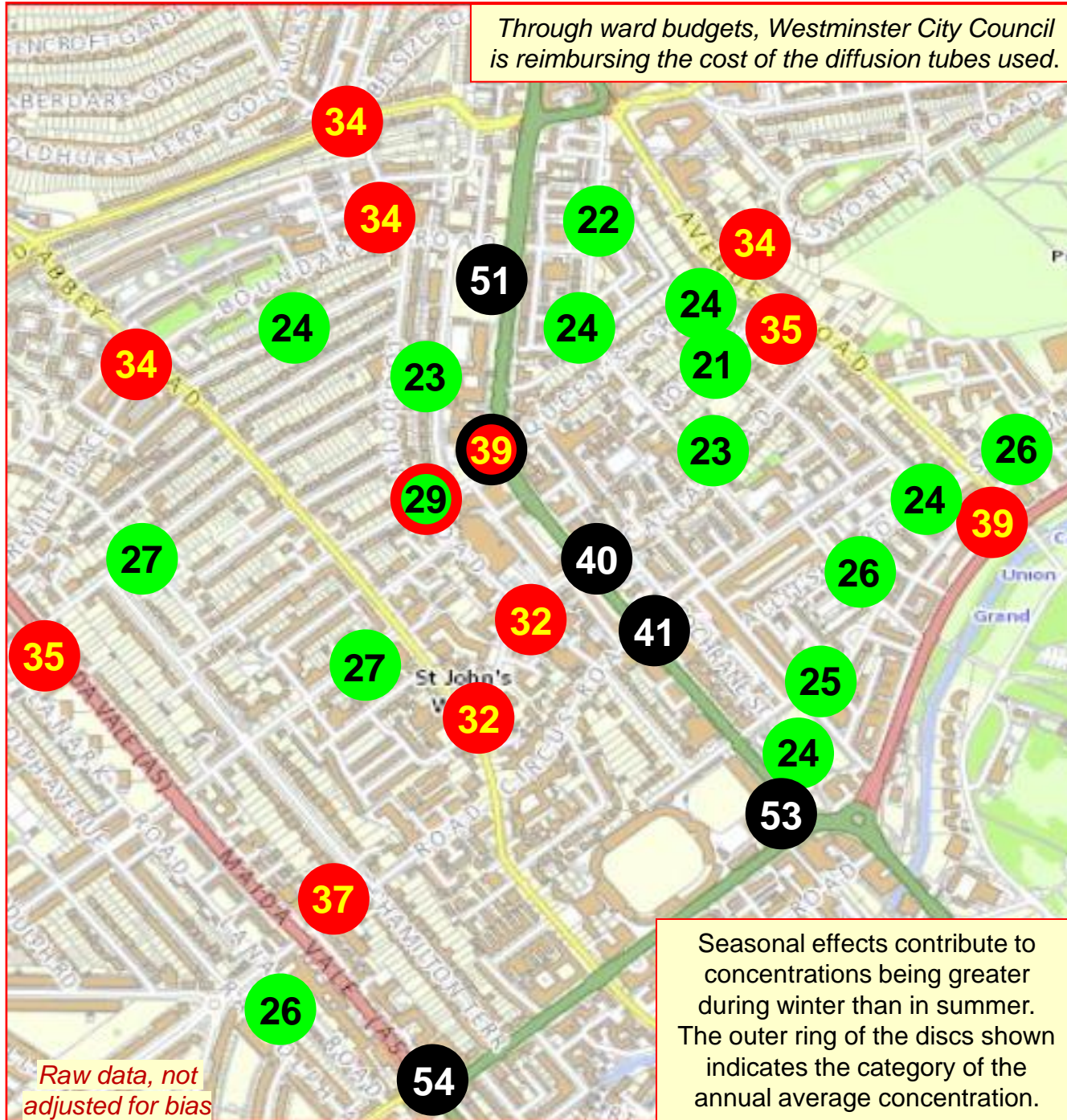
Informal guide to health risk:  
(if concentration persists for 12 months)



THE ST JOHN'S WOOD SOCIETY

[info@stjohnswoodsoc.org.uk](mailto:info@stjohnswoodsoc.org.uk)

Through ward budgets, Westminster City Council is reimbursing the cost of the diffusion tubes used.



Raw data, not adjusted for bias

Seasonal effects contribute to concentrations being greater during winter than in summer. The outer ring of the discs shown indicates the category of the annual average concentration.



July 2020

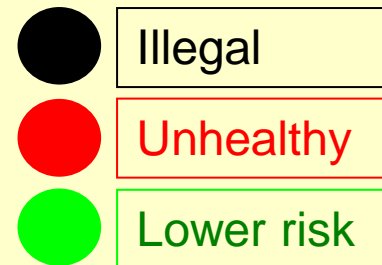
## Air quality (NO<sub>2</sub>) in St John's Wood

unit of measure of amount shown in discs:  $\mu\text{g}/\text{m}^3$

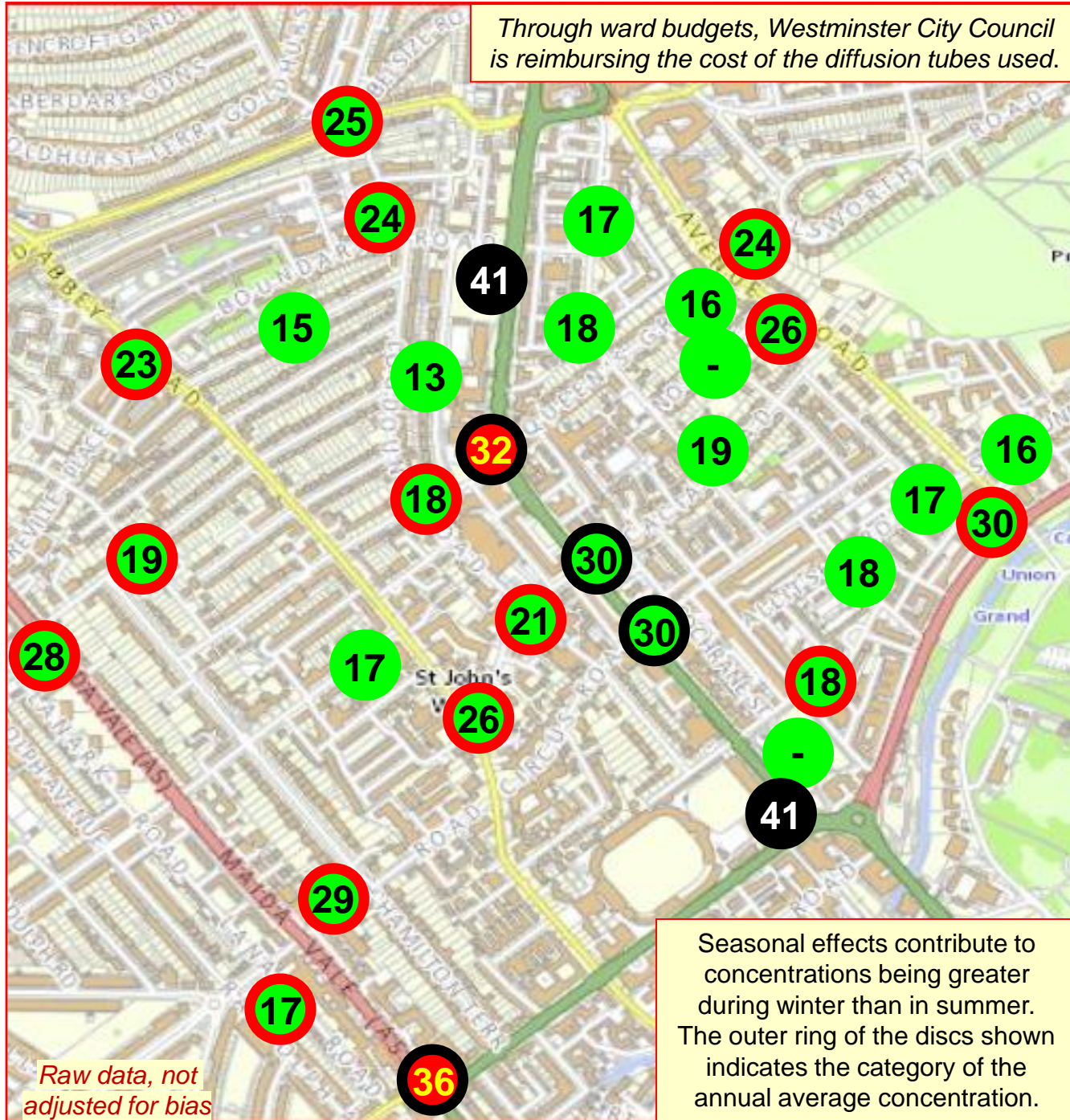
Legal limit:

40  $\mu\text{g}/\text{m}^3$  (annual average)

Informal guide to health risk:  
(if concentration persists for 12 months)



Through ward budgets, Westminster City Council is reimbursing the cost of the diffusion tubes used.



THE  
ST JOHN'S WOOD  
SOCIETY

[info@stjohnswoodsoc.org.uk](mailto:info@stjohnswoodsoc.org.uk)

May 2020

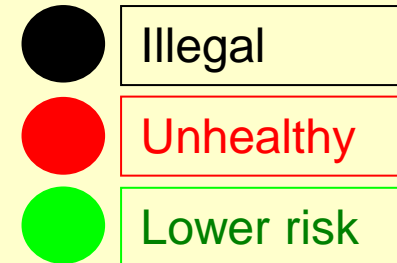
## Air quality (NO<sub>2</sub>) in St John's Wood

unit of measure of amount shown in discs:  $\mu\text{g}/\text{m}^3$

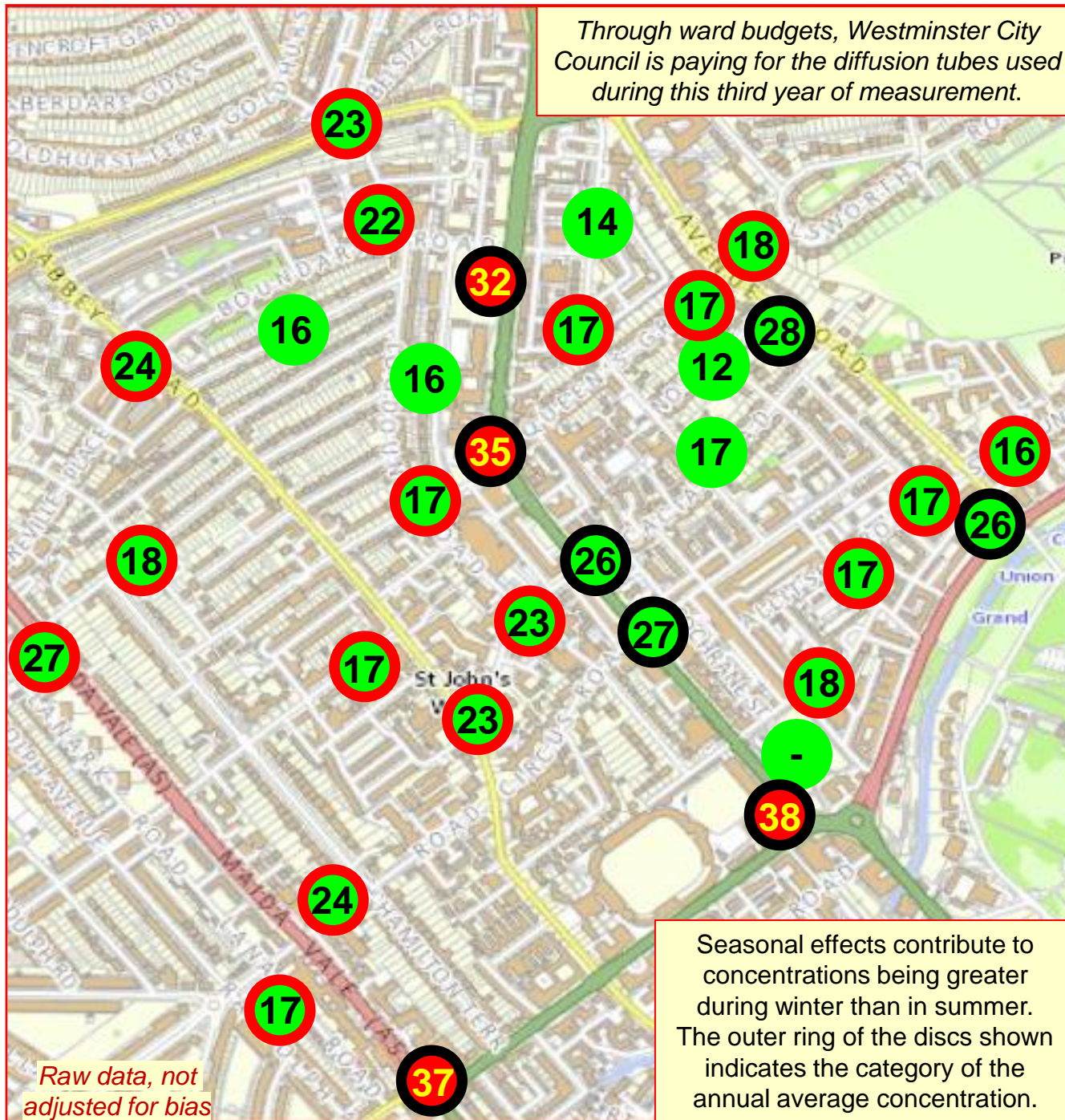
Legal limit:

40  $\mu\text{g}/\text{m}^3$  (annual average)

Informal guide to health risk:  
(if concentration persists for 12 months)



Through ward budgets, Westminster City Council is paying for the diffusion tubes used during this third year of measurement.



Raw data, not adjusted for bias

Seasonal effects contribute to concentrations being greater during winter than in summer. The outer ring of the discs shown indicates the category of the annual average concentration.

THE ST JOHN'S WOOD SOCIETY

[info@stjohnswoodsoc.org.uk](mailto:info@stjohnswoodsoc.org.uk)

March 2020

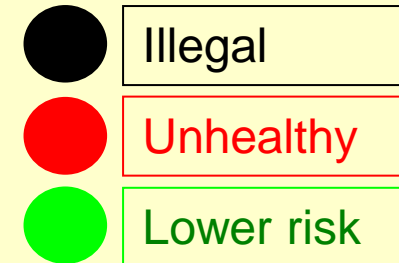
## Air quality (NO<sub>2</sub>) in St John's Wood

unit of measure of amount shown in discs:  $\mu\text{g}/\text{m}^3$

Legal limit:

40  $\mu\text{g}/\text{m}^3$  (annual average)

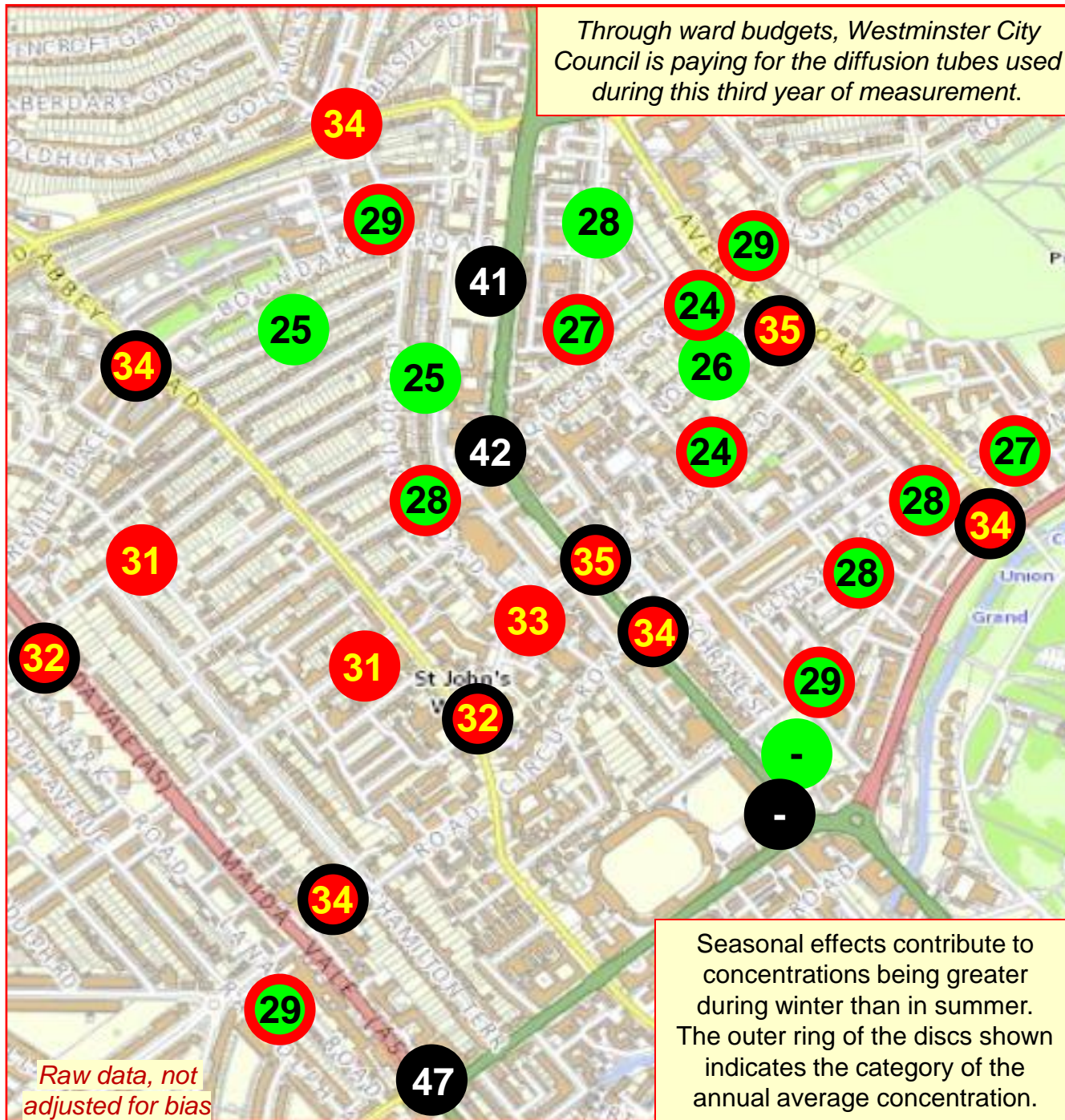
Informal guide to health risk:  
(if concentration persists for 12 months)



THE ST JOHN'S WOOD SOCIETY

[info@stjohnswoodsoc.org.uk](mailto:info@stjohnswoodsoc.org.uk)

Through ward budgets, Westminster City Council is paying for the diffusion tubes used during this third year of measurement.



Raw data, not adjusted for bias

Seasonal effects contribute to concentrations being greater during winter than in summer. The outer ring of the discs shown indicates the category of the annual average concentration.



# November 2019

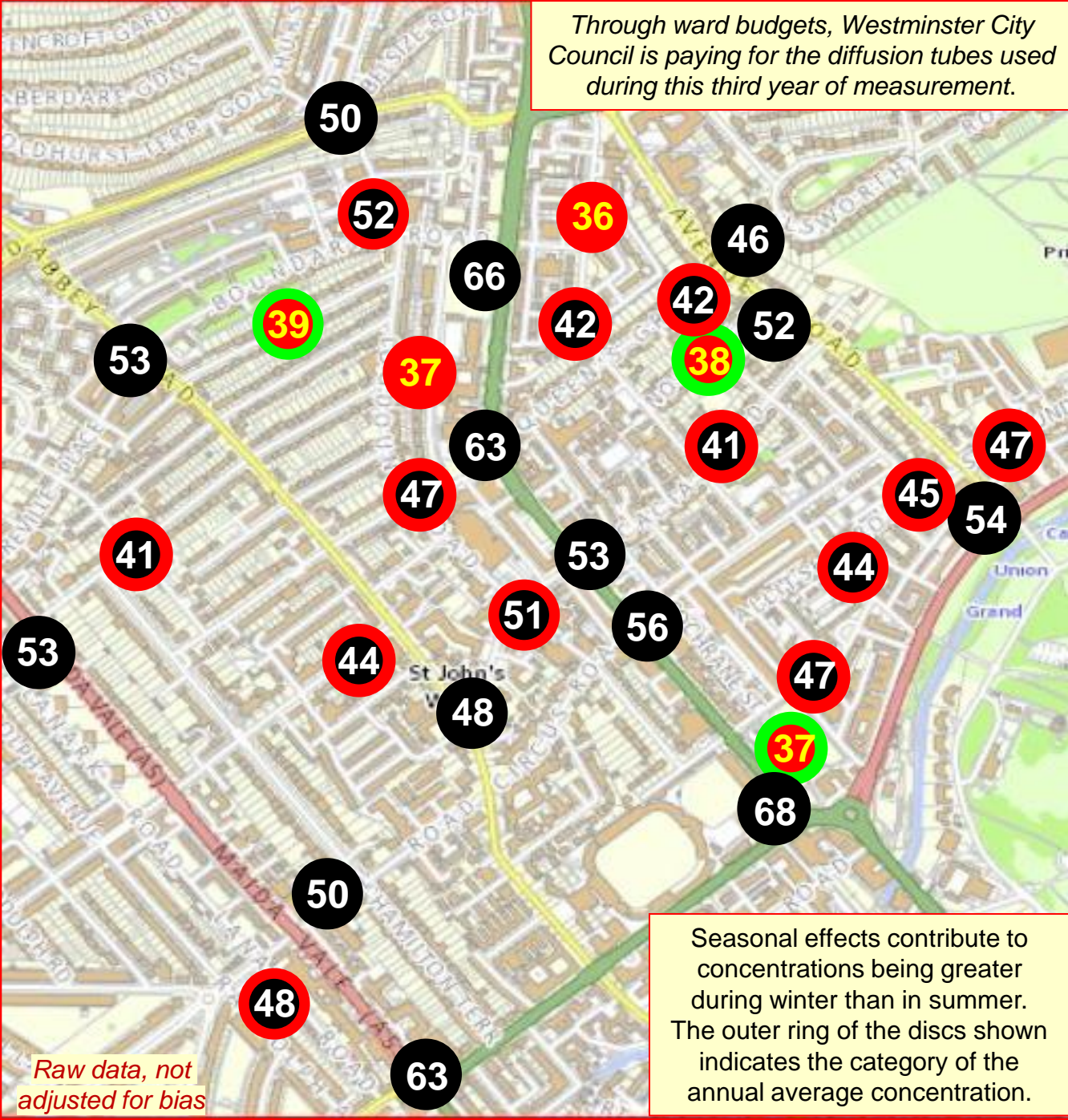
## Air quality (NO<sub>2</sub>) in St John's Wood

unit of measure of amount shown in discs:  $\mu\text{g}/\text{m}^3$

Legal limit:  
40  $\mu\text{g}/\text{m}^3$  (annual average)

Informal guide to health risk:  
(if concentration persists for 12 months)

- Illegal
- Unhealthy
- Lower risk



September 2019

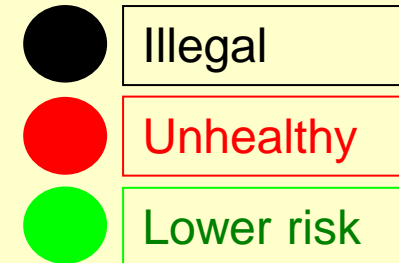
## Air quality (NO<sub>2</sub>) in St John's Wood

unit of measure of amount shown in discs:  $\mu\text{g}/\text{m}^3$

Legal limit:

40  $\mu\text{g}/\text{m}^3$  (annual average)

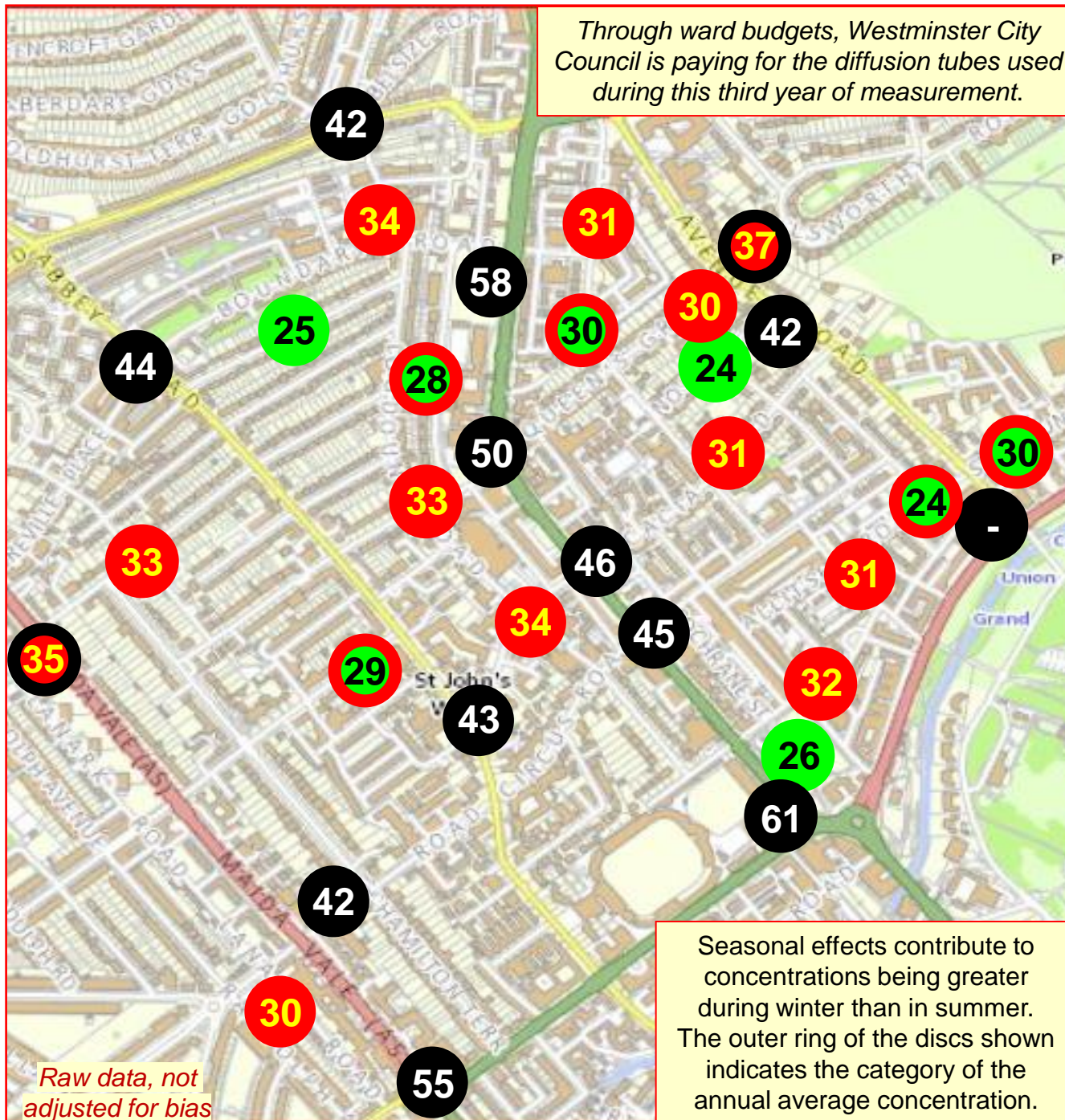
Informal guide to health risk:  
(if concentration persists for 12 months)



THE  
ST JOHN'S WOOD  
SOCIETY

[info@stjohnswoodsoc.org.uk](mailto:info@stjohnswoodsoc.org.uk)

Through ward budgets, Westminster City Council is paying for the diffusion tubes used during this third year of measurement.



Seasonal effects contribute to concentrations being greater during winter than in summer. The outer ring of the discs shown indicates the category of the annual average concentration.

July 2019

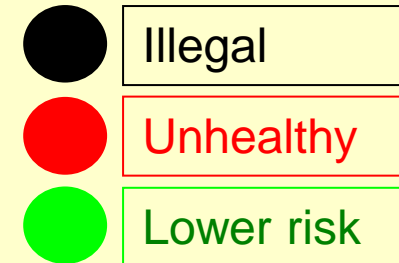
## Air quality (NO<sub>2</sub>) in St John's Wood

unit of measure of amount shown in discs:  $\mu\text{g}/\text{m}^3$

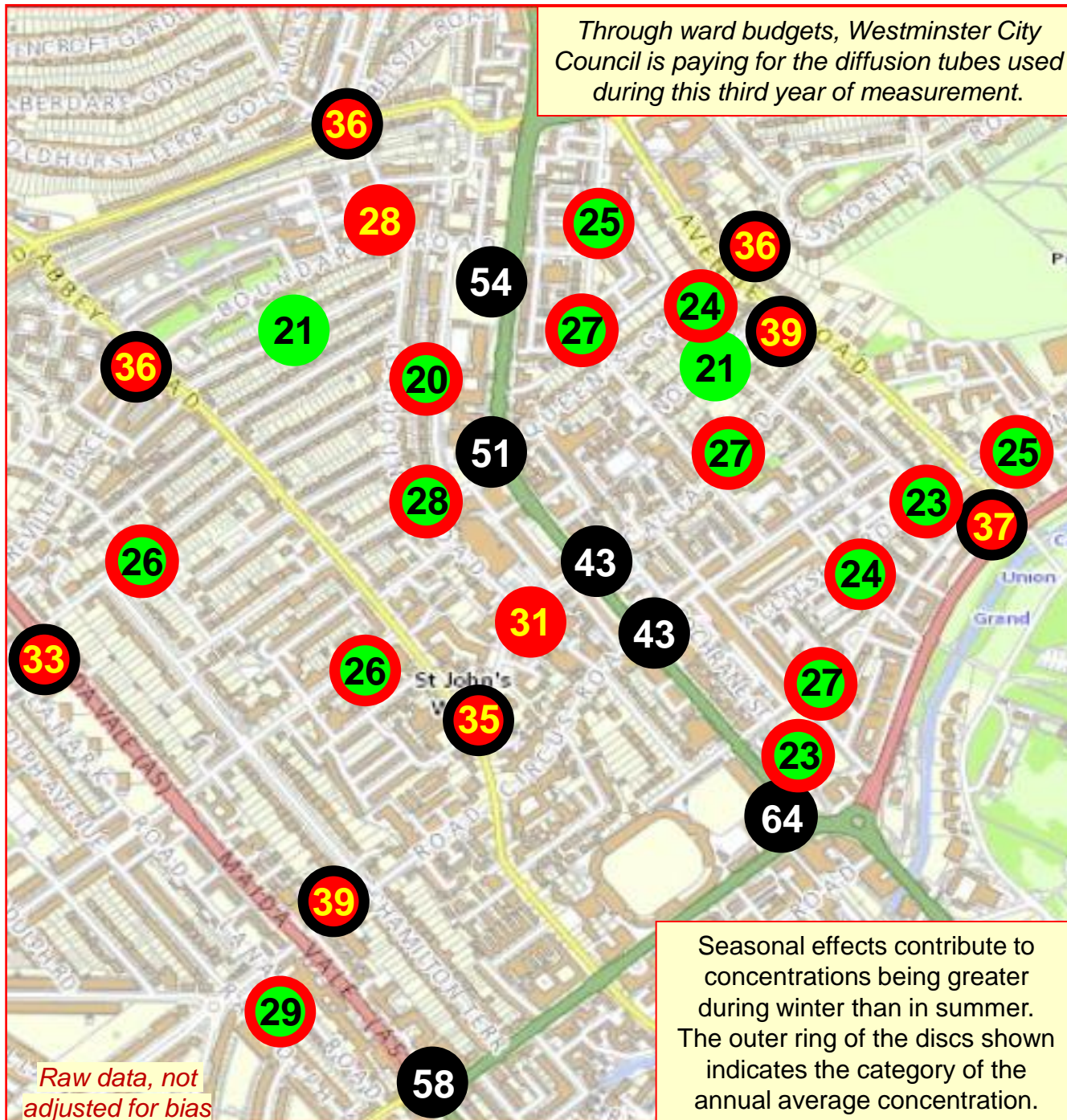
Legal limit:

40  $\mu\text{g}/\text{m}^3$  (annual average)

Informal guide to health risk:  
(if concentration persists for 12 months)



Through ward budgets, Westminster City Council is paying for the diffusion tubes used during this third year of measurement.



Raw data, not adjusted for bias

Seasonal effects contribute to concentrations being greater during winter than in summer. The outer ring of the discs shown indicates the category of the annual average concentration.

THE ST JOHN'S WOOD SOCIETY

[info@stjohnswoodsoc.org.uk](mailto:info@stjohnswoodsoc.org.uk)

May 2019

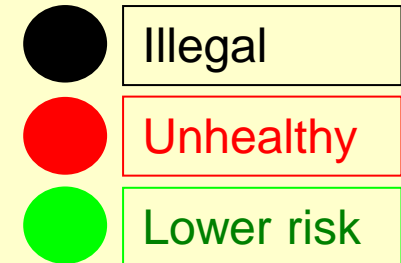
## Air quality (NO<sub>2</sub>) in St John's Wood

unit of measure of amount shown in discs:  $\mu\text{g}/\text{m}^3$

Legal limit:

40  $\mu\text{g}/\text{m}^3$  (annual average)

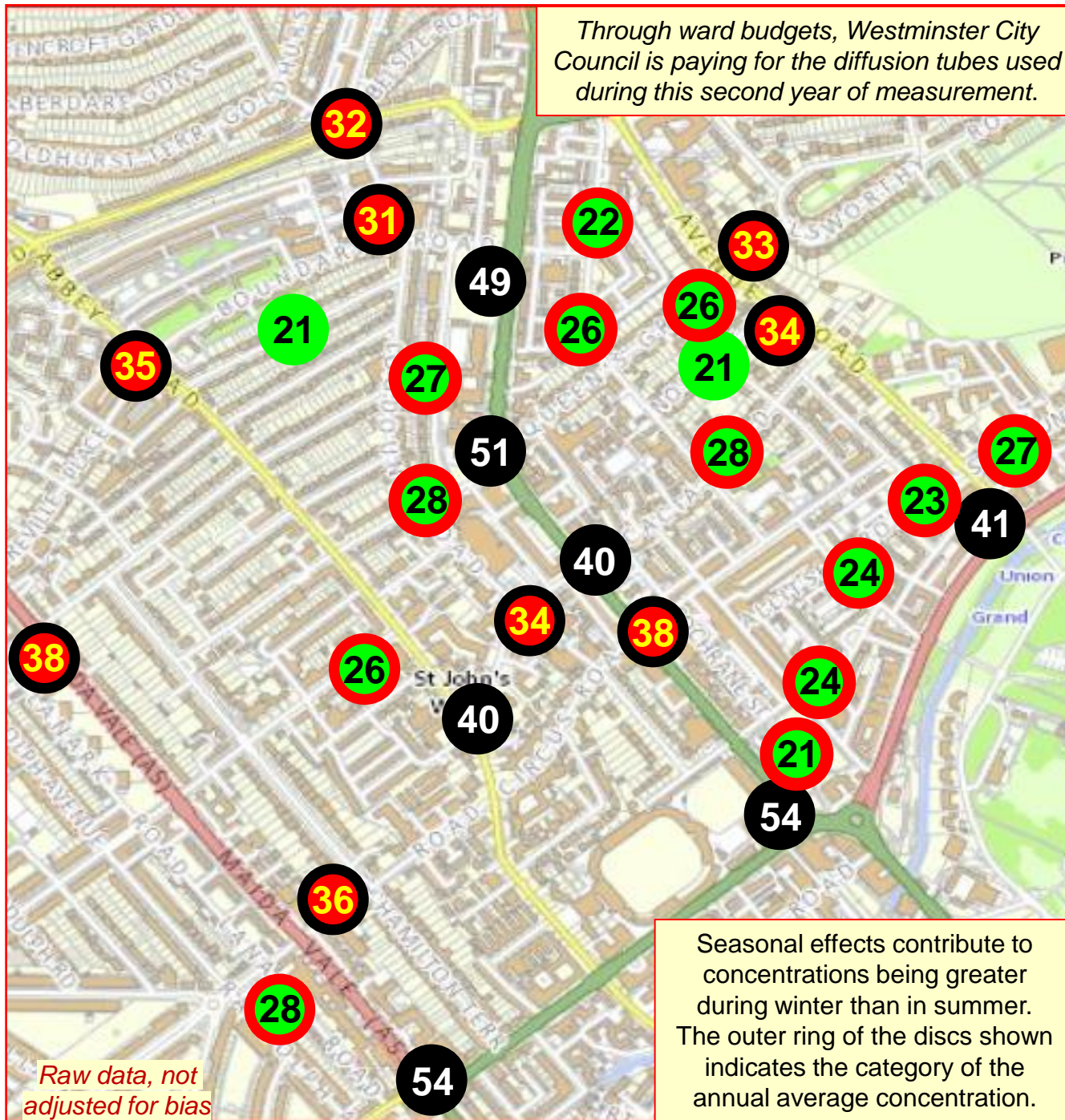
Informal guide to health risk:  
(if concentration persists for 12 months)



THE ST JOHN'S WOOD SOCIETY

[info@stjohnswoodsoc.org.uk](mailto:info@stjohnswoodsoc.org.uk)

Through ward budgets, Westminster City Council is paying for the diffusion tubes used during this second year of measurement.



Raw data, not adjusted for bias

Seasonal effects contribute to concentrations being greater during winter than in summer. The outer ring of the discs shown indicates the category of the annual average concentration.





January 2019

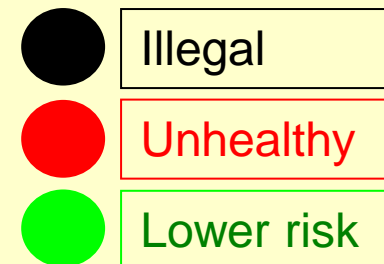
## Air quality (NO<sub>2</sub>) in St John's Wood

unit of measure of amount shown in discs:  $\mu\text{g}/\text{m}^3$

Legal limit:

40  $\mu\text{g}/\text{m}^3$  (annual average)

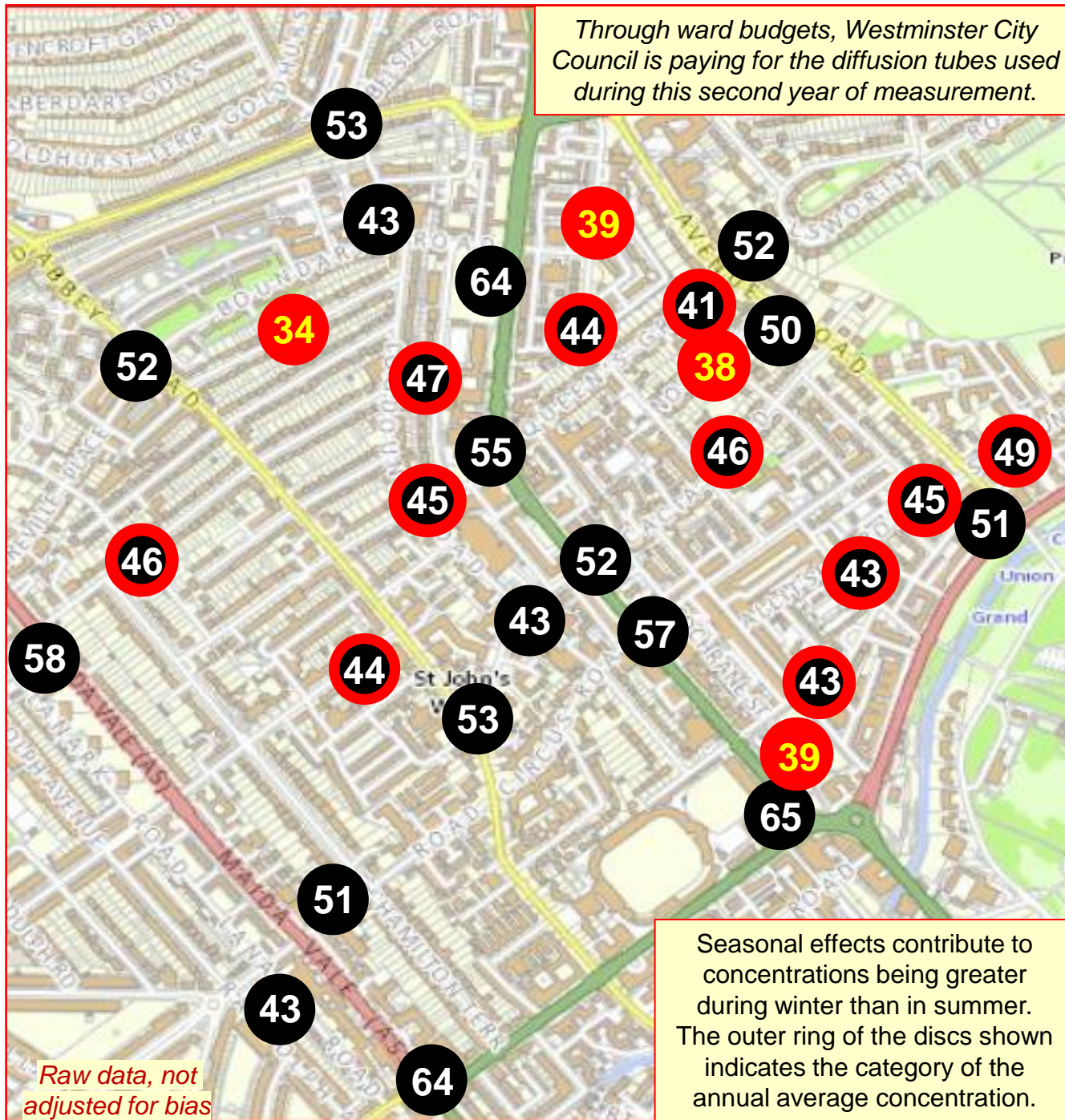
Informal guide to health risk:  
(if concentration persists for 12 months)



THE ST JOHN'S WOOD SOCIETY

[info@stjohnswoodsoc.org.uk](mailto:info@stjohnswoodsoc.org.uk)

Through ward budgets, Westminster City Council is paying for the diffusion tubes used during this second year of measurement.



Raw data, not adjusted for bias

Seasonal effects contribute to concentrations being greater during winter than in summer. The outer ring of the discs shown indicates the category of the annual average concentration.



September 2018

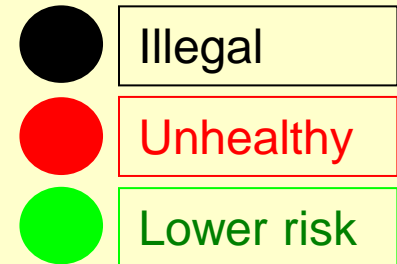
## Air quality (NO<sub>2</sub>) in St John's Wood

unit of measure of amount shown in discs:  $\mu\text{g}/\text{m}^3$

Legal limit:

40  $\mu\text{g}/\text{m}^3$  (annual average)

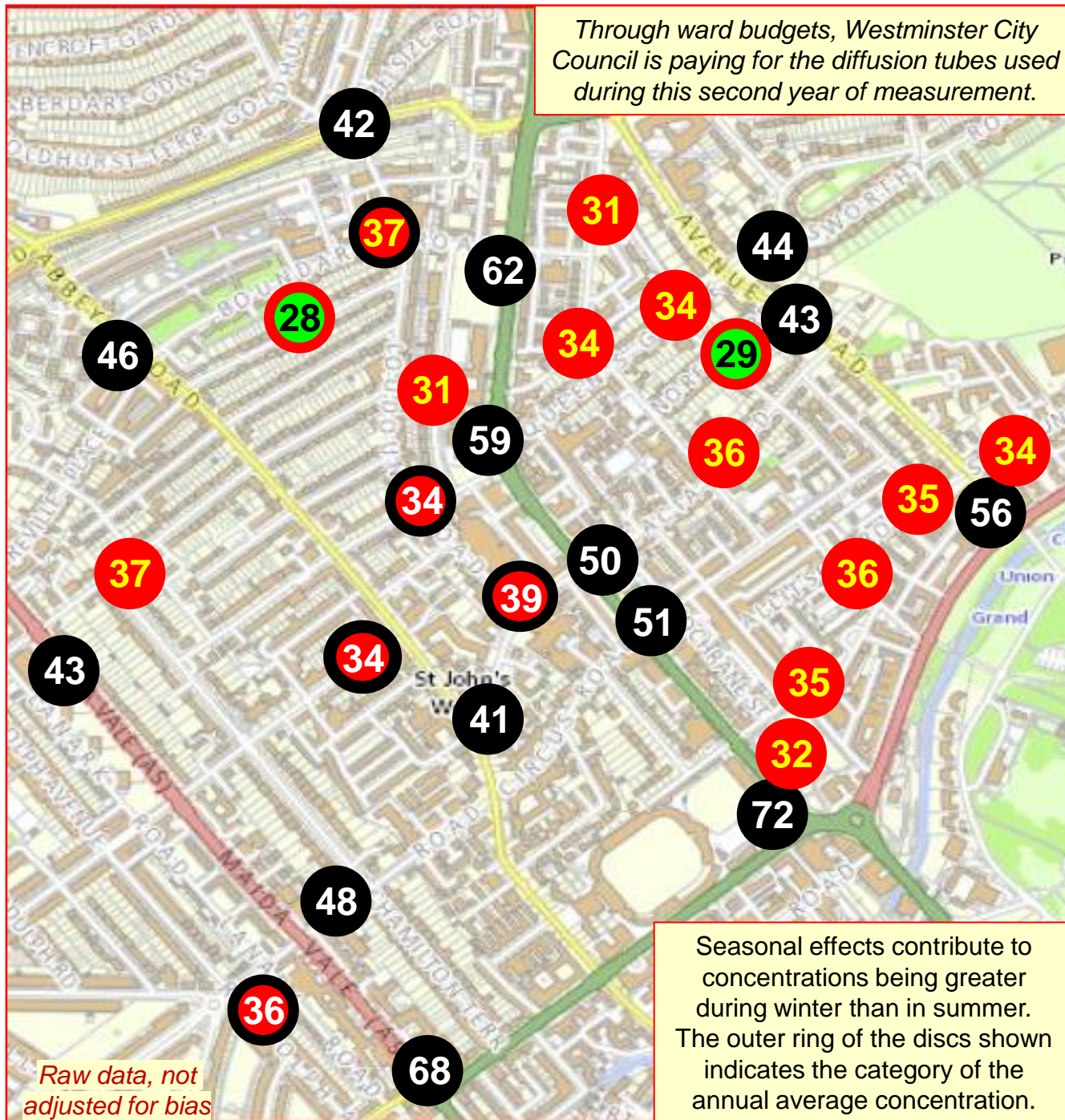
Informal guide to health risk:  
(if concentration persists for 12 months)



THE ST JOHN'S WOOD SOCIETY

[info@stjohnswoodsoc.org.uk](mailto:info@stjohnswoodsoc.org.uk)

Through ward budgets, Westminster City Council is paying for the diffusion tubes used during this second year of measurement.



Raw data, not adjusted for bias

Seasonal effects contribute to concentrations being greater during winter than in summer. The outer ring of the discs shown indicates the category of the annual average concentration.

July 2018

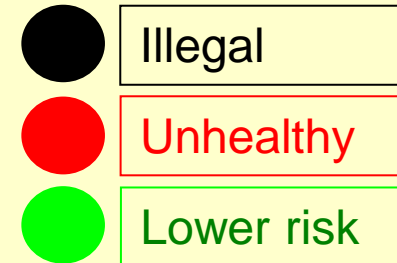
## Air quality (NO<sub>2</sub>) in St John's Wood

unit of measure of amount shown in discs:  $\mu\text{g}/\text{m}^3$

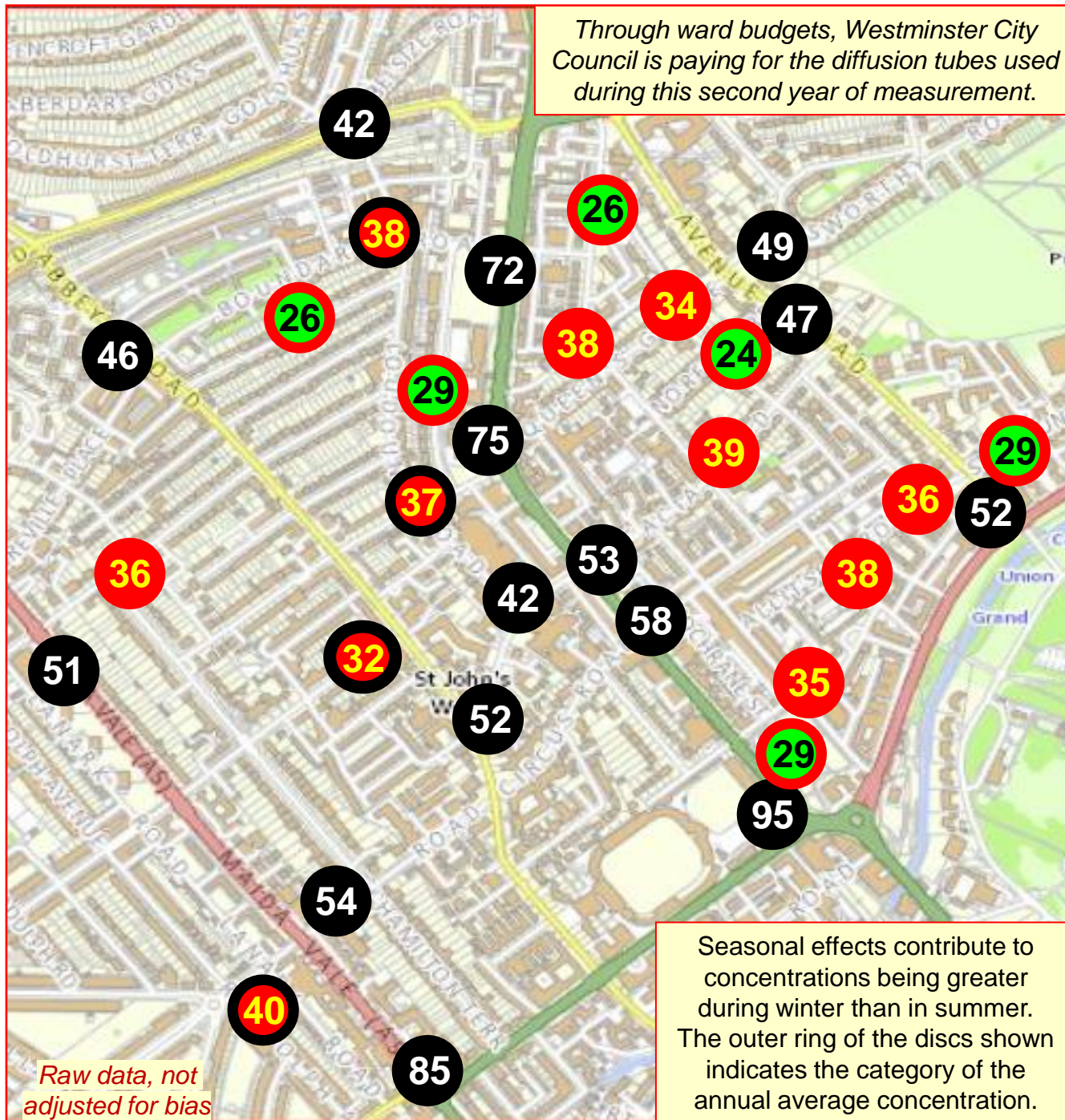
Legal limit:

40  $\mu\text{g}/\text{m}^3$  (annual average)

Informal guide to health risk:  
(if concentration persists for 12 months)



Through ward budgets, Westminster City Council is paying for the diffusion tubes used during this second year of measurement.



Raw data, not adjusted for bias

Seasonal effects contribute to concentrations being greater during winter than in summer. The outer ring of the discs shown indicates the category of the annual average concentration.

THE ST JOHN'S WOOD SOCIETY

[info@stjohnswoodsoc.org.uk](mailto:info@stjohnswoodsoc.org.uk)

May 2018

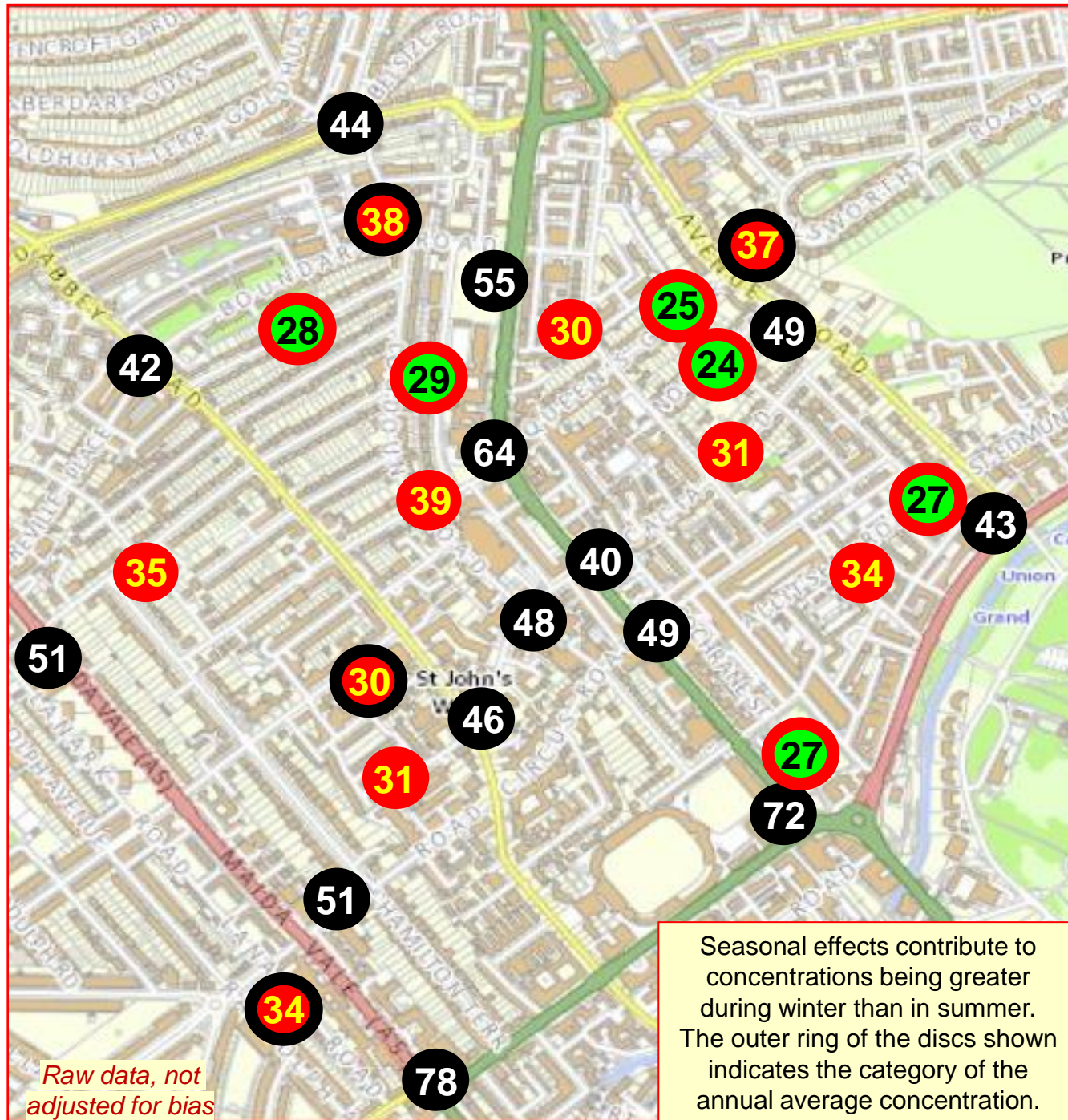
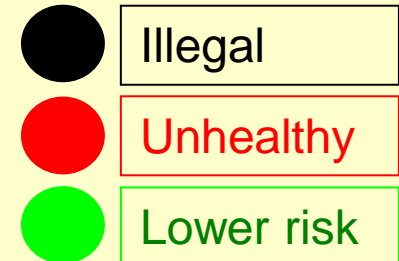
## Air quality (NO<sub>2</sub>) in St John's Wood

unit of measure of amount shown in discs:  $\mu\text{g}/\text{m}^3$

Legal limit:

40  $\mu\text{g}/\text{m}^3$  (annual average)

Informal guide to health risk:  
(if concentration persists for 12 months)



Raw data, not adjusted for bias

Seasonal effects contribute to concentrations being greater during winter than in summer. The outer ring of the discs shown indicates the category of the annual average concentration.



[info@stjohnswoodsoc.org.uk](mailto:info@stjohnswoodsoc.org.uk)

March 2018

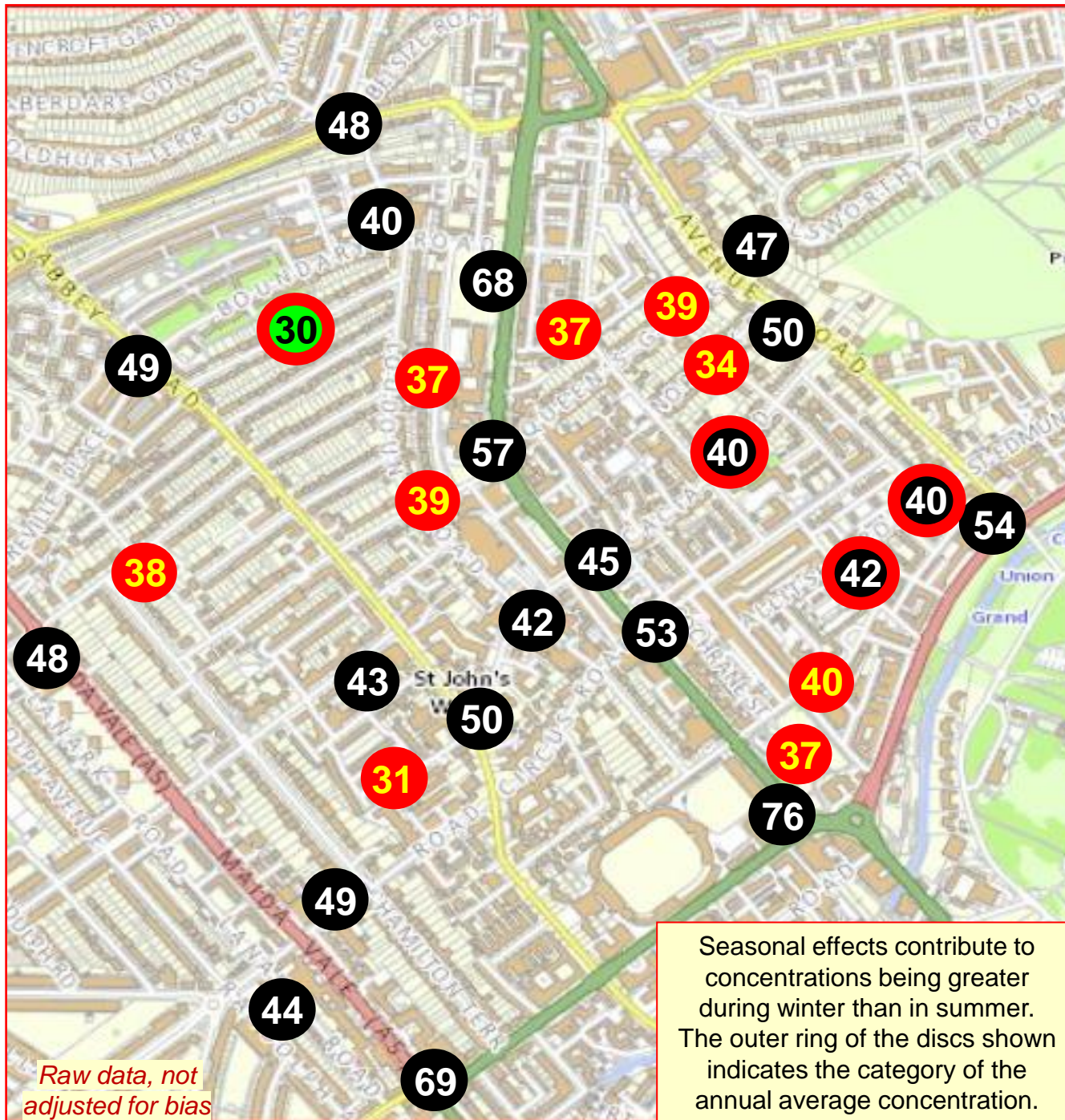
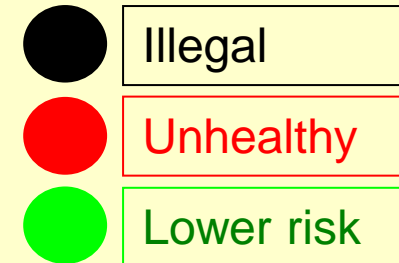
## Air quality (NO<sub>2</sub>) in St John's Wood

unit of measure of amount shown in discs:  $\mu\text{g}/\text{m}^3$

Legal limit:

40  $\mu\text{g}/\text{m}^3$  (annual average)

Informal guide to health risk:  
(if concentration persists for 12 months)



Raw data, not adjusted for bias

Seasonal effects contribute to concentrations being greater during winter than in summer. The outer ring of the discs shown indicates the category of the annual average concentration.

THE ST JOHN'S WOOD SOCIETY

[info@stjohnswoodsoc.org.uk](mailto:info@stjohnswoodsoc.org.uk)

January 2018

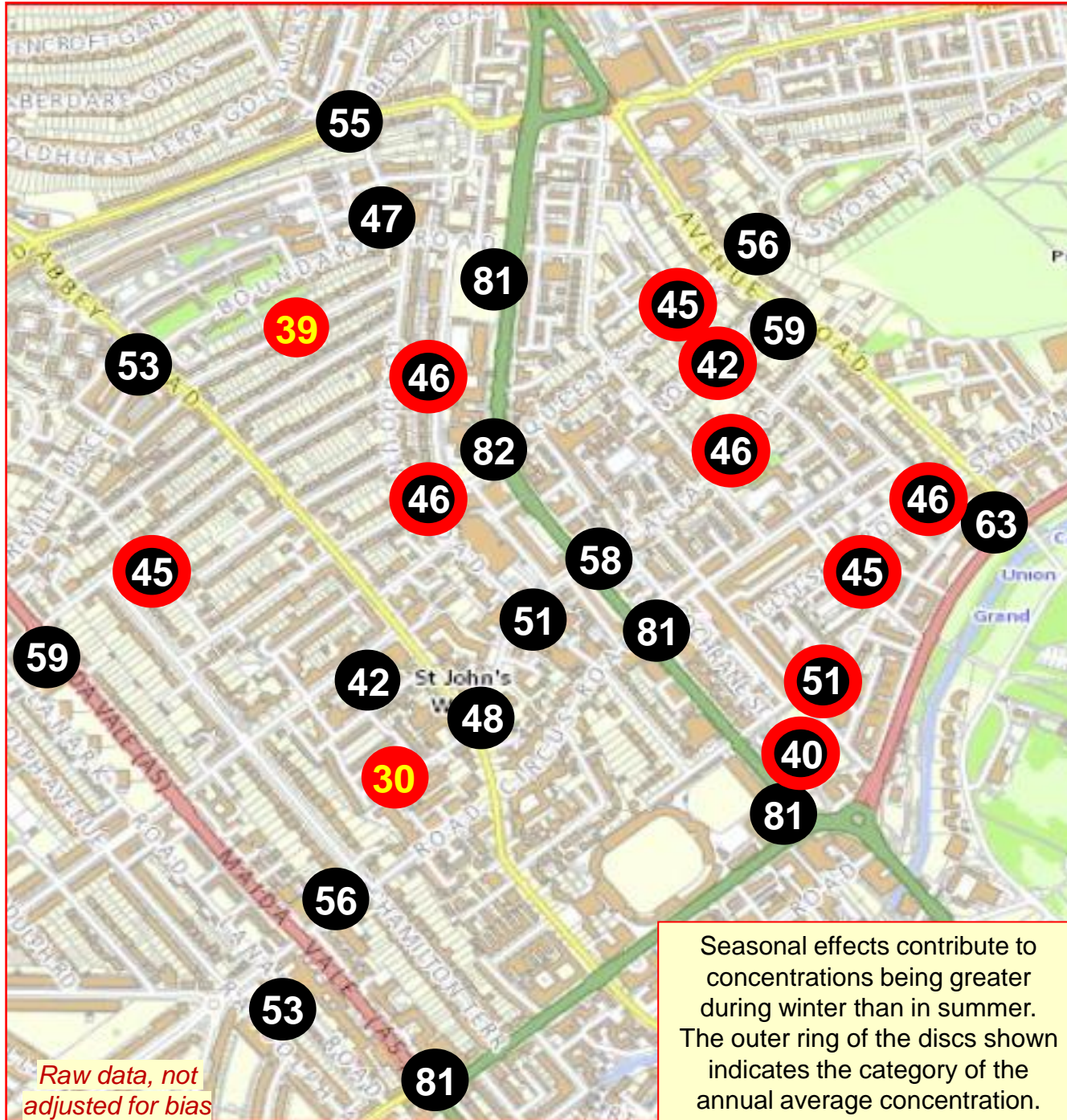
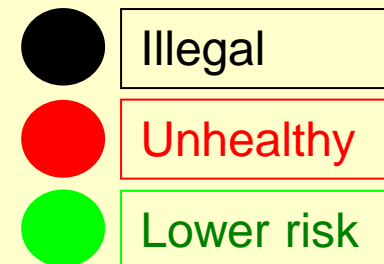
## Air quality (NO<sub>2</sub>) in St John's Wood

unit of measure of amount shown in discs:  $\mu\text{g}/\text{m}^3$

Legal limit:

40  $\mu\text{g}/\text{m}^3$  (annual average)

Informal guide to health risk:  
(if concentration persists for 12 months)



Seasonal effects contribute to concentrations being greater during winter than in summer. The outer ring of the discs shown indicates the category of the annual average concentration.

THE ST JOHN'S WOOD SOCIETY

[info@stjohnswoodsoc.org.uk](mailto:info@stjohnswoodsoc.org.uk)



# November 2017




## Air quality (NO<sub>2</sub>) in St John's Wood

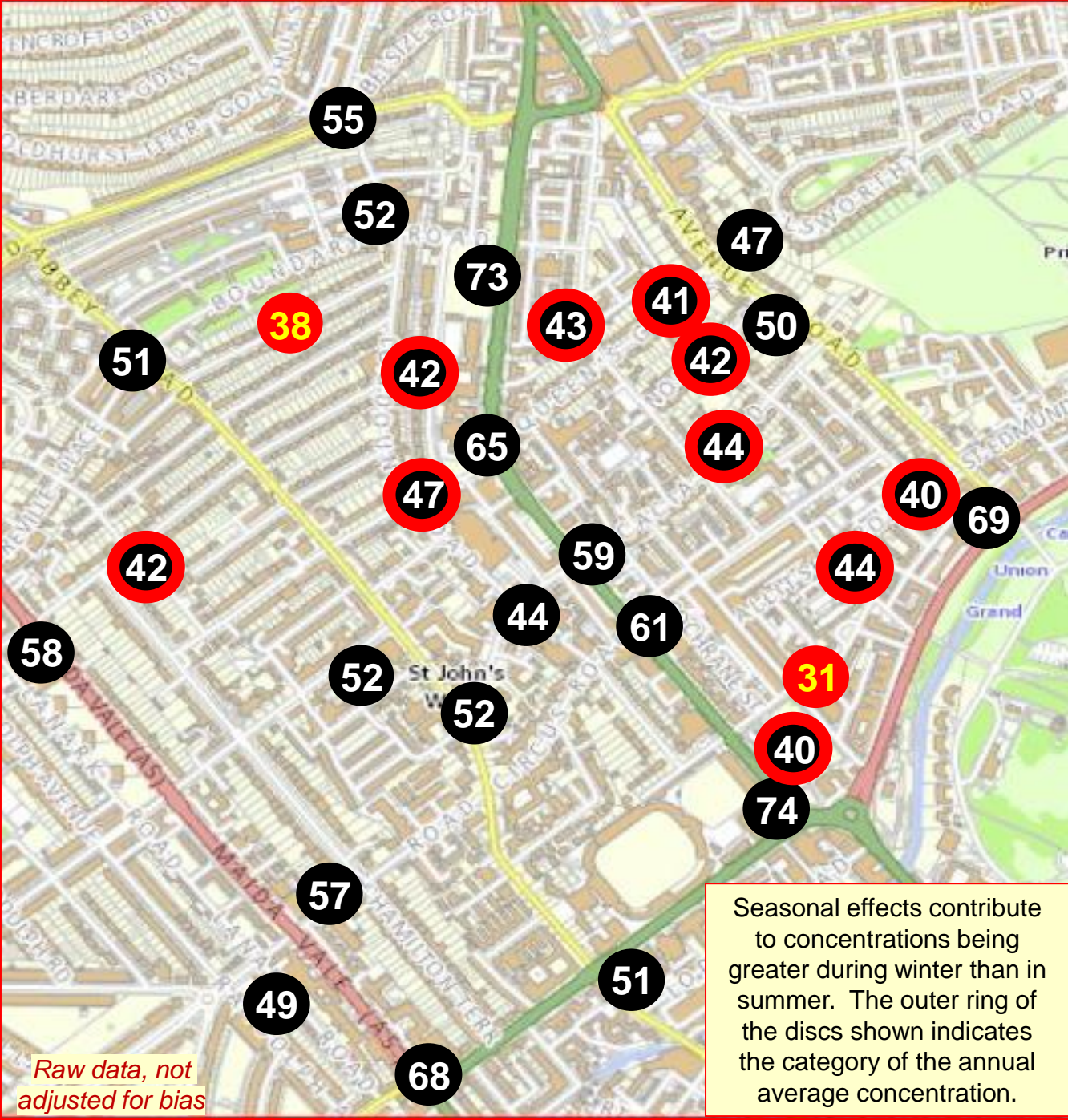
unit of measure of amount shown in discs:  $\mu\text{g}/\text{m}^3$

Legal limit:

40  $\mu\text{g}/\text{m}^3$  (annual average)

Informal guide to health risk:  
(if concentration persists for 12 months)

-  Illegal
-  Unhealthy
-  Lower risk



Raw data, not adjusted for bias

Seasonal effects contribute to concentrations being greater during winter than in summer. The outer ring of the discs shown indicates the category of the annual average concentration.



[info@stjohnswoodsoc.org.uk](mailto:info@stjohnswoodsoc.org.uk)

September 2017

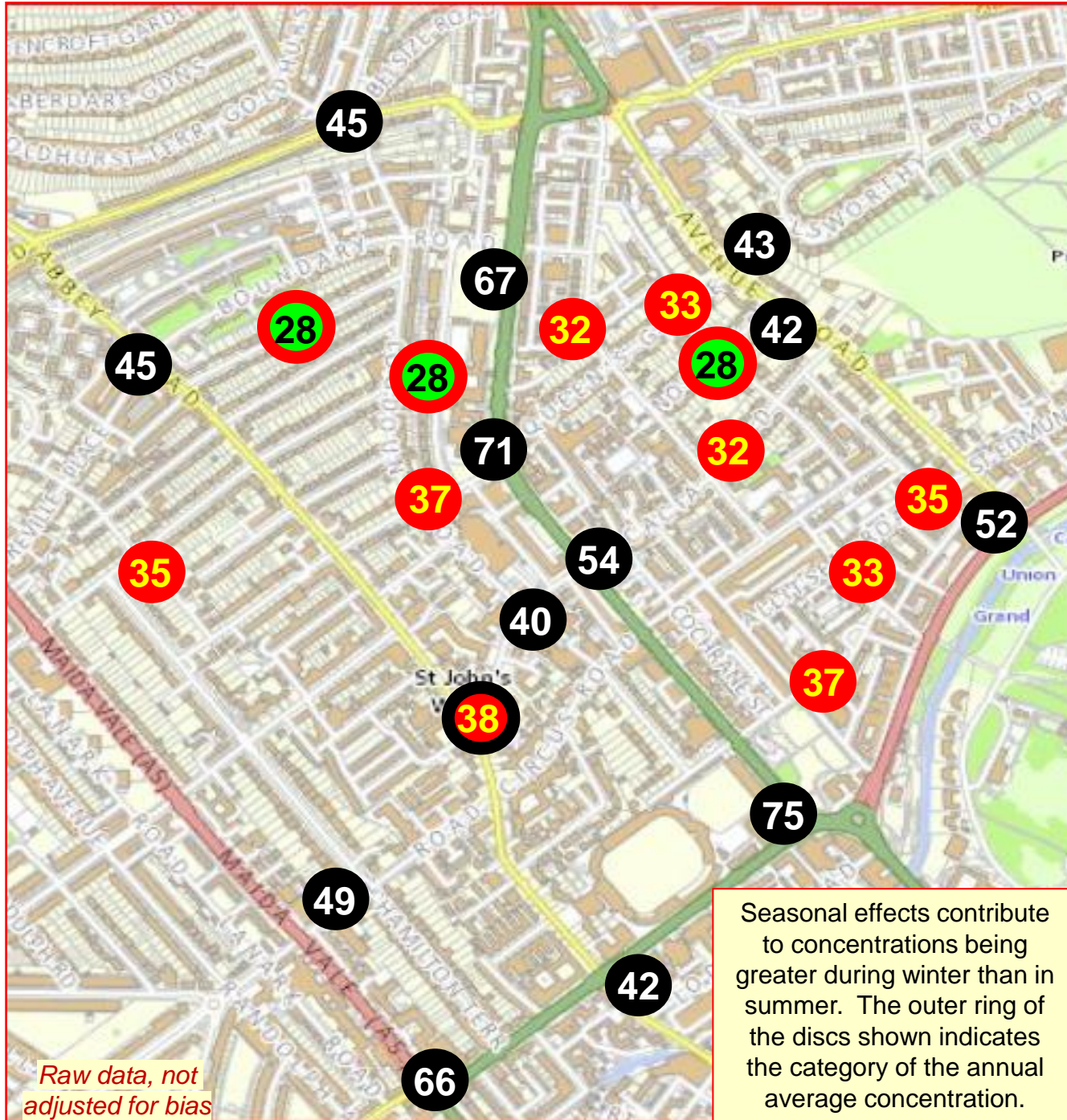
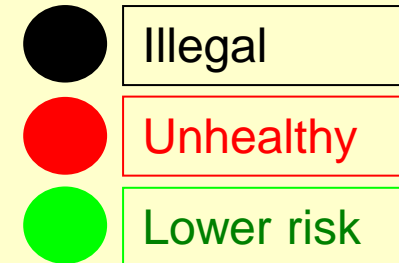
## Air quality (NO<sub>2</sub>) in St John's Wood

unit of measure of amount shown in discs:  $\mu\text{g}/\text{m}^3$

Legal limit:

40  $\mu\text{g}/\text{m}^3$  (annual average)

Informal guide to health risk:  
(if concentration persists for 12 months)



Raw data, not adjusted for bias

Seasonal effects contribute to concentrations being greater during winter than in summer. The outer ring of the discs shown indicates the category of the annual average concentration.

THE ST JOHN'S WOOD SOCIETY

[info@stjohnswoodsoc.org.uk](mailto:info@stjohnswoodsoc.org.uk)

July 2017

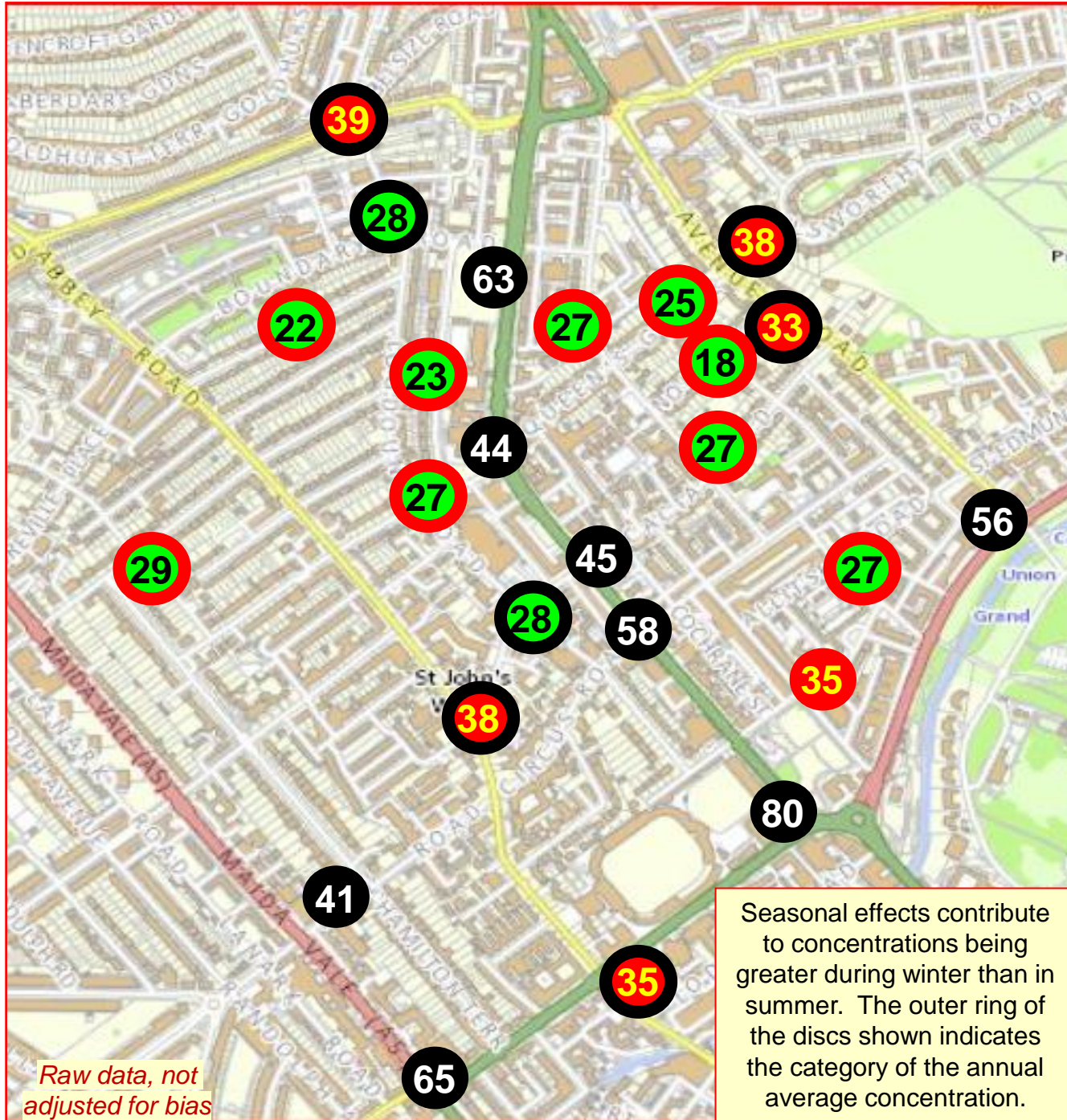
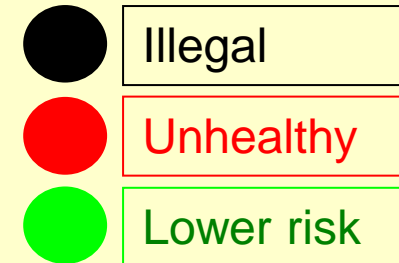
## Air quality (NO<sub>2</sub>) in St John's Wood

unit of measure of amount shown in discs:  $\mu\text{g}/\text{m}^3$

Legal limit:

40  $\mu\text{g}/\text{m}^3$  (annual average)

Informal guide to health risk:  
(if concentration persists for 12 months)



Raw data, not adjusted for bias

Seasonal effects contribute to concentrations being greater during winter than in summer. The outer ring of the discs shown indicates the category of the annual average concentration.

THE ST JOHN'S WOOD SOCIETY

[info@stjohnswoodsoc.org.uk](mailto:info@stjohnswoodsoc.org.uk)